


Service Manual Trucks

Group **37**
Electrical Schematic:
Ether Start

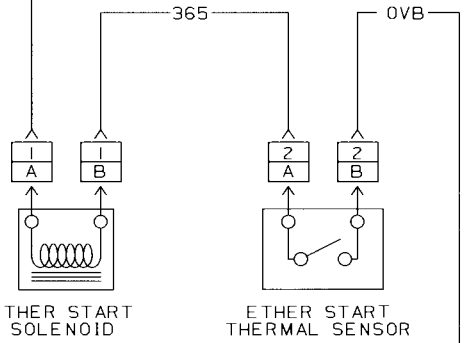
VN

From Build Date 5.99



TO
STARTING &
CHARGING
SCHEMATIC

364



GROUND


Ether Start - VN

LHS GROUND
STUD #7 ENGINE SIDE

CHANGE HISTORY


EFFECTIVE DATE	DESCRIPTION
1.00	CORRECTIONS

CONNECTOR AND SPLICE INFORMATION
CONNECTORS VIEWED FROM CABLE ENTRY



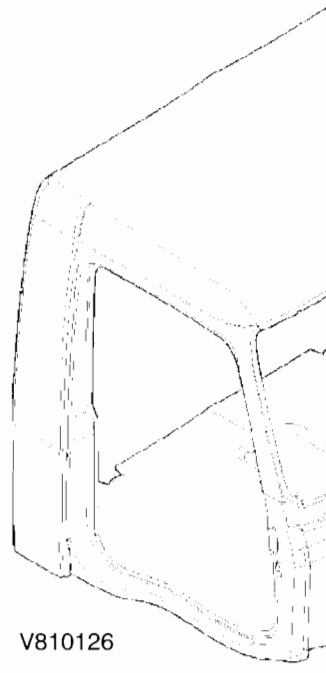
CONNECTOR 1
ETHER STARTER SOLENOID

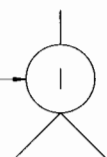
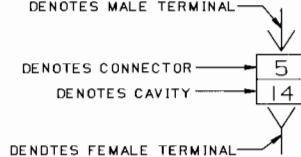
TABLE OF CONTENTS		
CAVITY	CIRCUIT	FUNCTION
A	364	SOLENOID CONTROL FEED
B	365	THERMAL SENSOR FEED

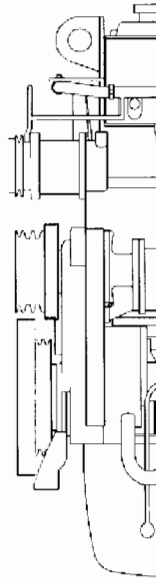


CONNECTOR 2
ETHER STARTER SOLENOID

TABLE OF CONTENTS		
CAVITY	CIRCUIT	FUNCTION
A	365	THERMAL SENSOR FEED
B	OVB	SOLENOID GROUND



SYMBOL DEFINITION	SYMBOL DEFINITION
 <p>DENOTES SPLICE</p> <p>EXAMPLE SHOWN IS A 1:2 SPLICE</p>	 <p>DENOTES MALE TERMINAL</p> <p>DENOTES CONNECTOR</p> <p>DENOTES CAVITY</p> <p>DENOTES FEMALE TERMINAL</p>



CHANGE HISTORY

DESCRIPTION
CORRECTIONS

