

Service Manual Trucks

Group **37**

Electrical Schematic:
Back-up Lamps with Alarm

VN

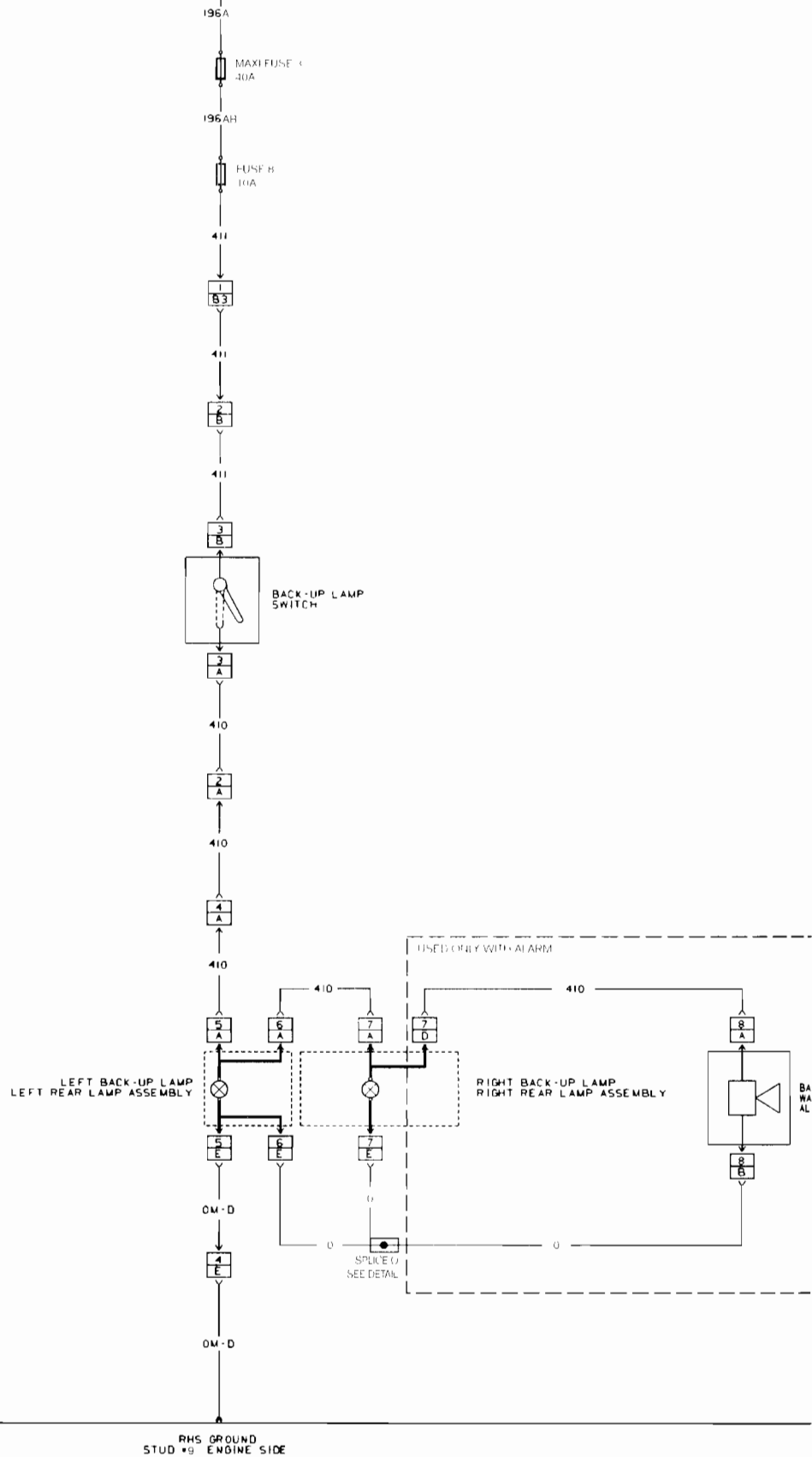
From Build Date 2.98



PV776-370-98215/1

VOLVO

BATTERY 12 VOLT
IGNITION 12 VOLT
ACCESSORY 12 VOLT



Back-up Lamps with Alarm - VN

**CONNECTOR AND SPLICE INFORMATION
CONNECTORS VIEWED FROM CABLE ENTRY**

**CONNECTOR 1
CHASSIS HARNESS PASS THROUGH**

TABLE OF CONTENTS		
CAVITY	CIRCUIT	FUNCTION
B3	411	BACKUP LAMP

**CONNECTOR 5
CHASSIS TO LEFT
BACK-UP LAMP**

TABLE OF CONTENTS		
CAVITY	CIRCUIT	FUNCTION
A	410	BACKUP LAMP LEFT
E	0M-D	GROUND

**CONNECTOR 2
CHASSIS HARNESS TO JUMPER**

TABLE OF CONTENTS		
CAVITY	CIRCUIT	FUNCTION
A	410	TO BACKUP LAMP
B	411	12 VOLT SUPPLY

**CONNECTOR 6
LEFT BACK-UP LAMP**

TABLE OF CONTENTS		
CAVITY	CIRCUIT	FUNCTION
A	410	BACKUP LAMP LEFT
E	0	GROUND

**CONNECTOR 3
BACK-UP LAMP SWITCH**

TABLE OF CONTENTS		
CAVITY	CIRCUIT	FUNCTION
A	410	TO BACKUP LAMP
B	411	12 VOLT SUPPLY

**CONNECTOR 7
RIGHT BACK-UP LAMP**

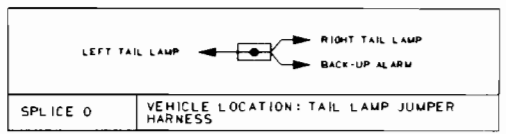
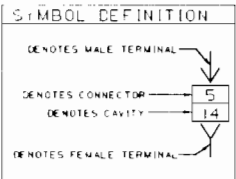
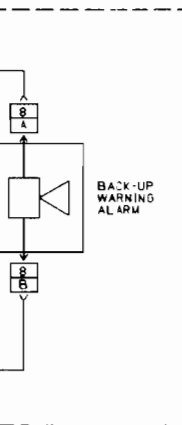
TABLE OF CONTENTS		
CAVITY	CIRCUIT	FUNCTION
A	410	BACKUP LAMP RIGHT
D	410	BACK UP ALARM FEED
E	0	GROUND

**CONNECTOR 4
CHASSIS TO
CHASSIS EXTENSION**

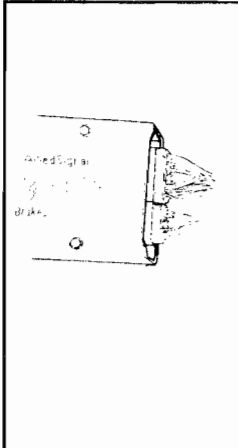
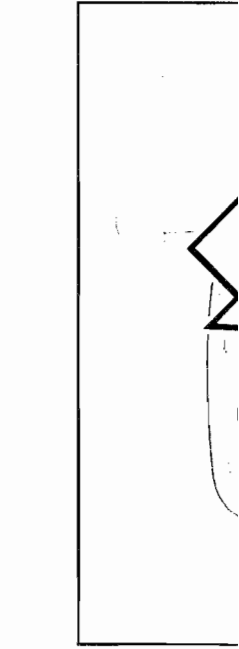
TABLE OF CONTENTS		
CAVITY	CIRCUIT	FUNCTION
A	410	TO BACKUP LAMP
E	0M-D	GROUND

**CONNECTOR 8
BACK-UP ALARM**

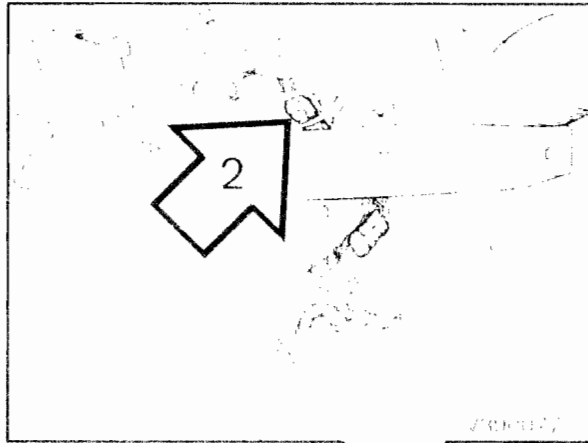
TABLE OF CONTENTS		
CAVITY	CIRCUIT	FUNCTION
A	410	BACKUP ALARM
B	0	GROUND



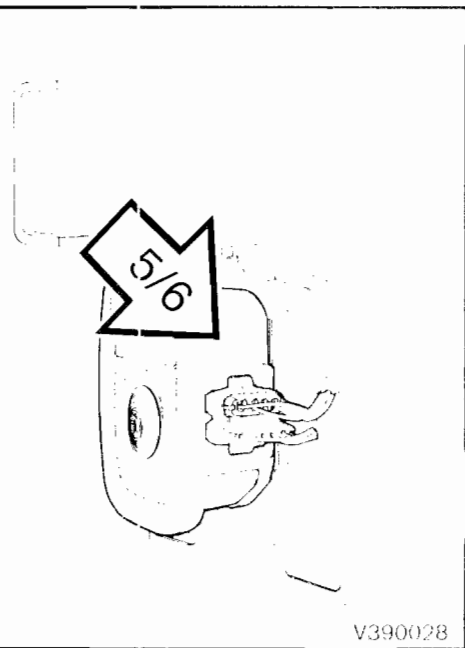
CHANGE
EFFECTIVE DATE: _____
DESCRIPTION: _____



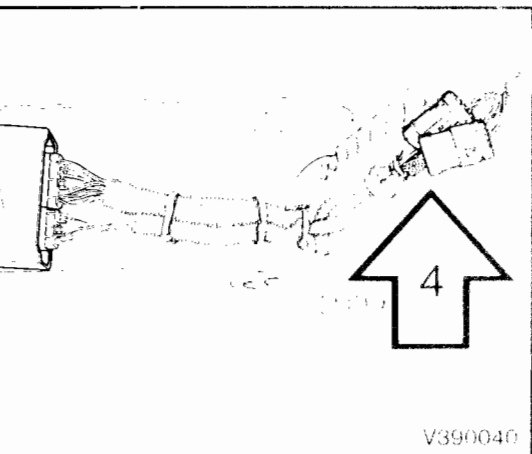
CHANGE HISTORY
DESCRIPTION




V390027




V390028



V390040

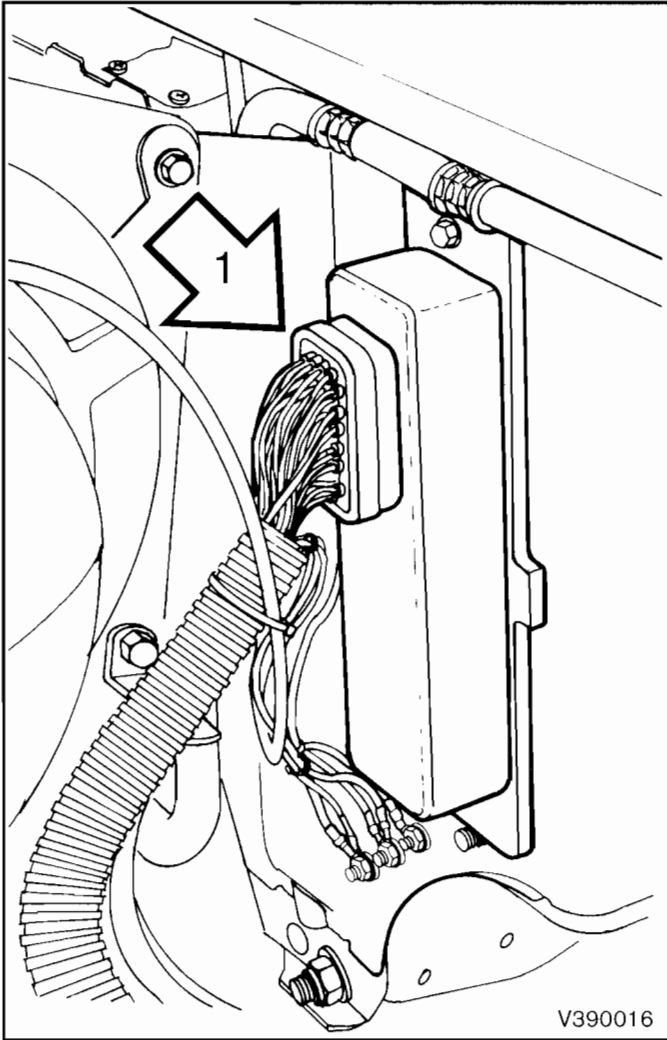


V390027

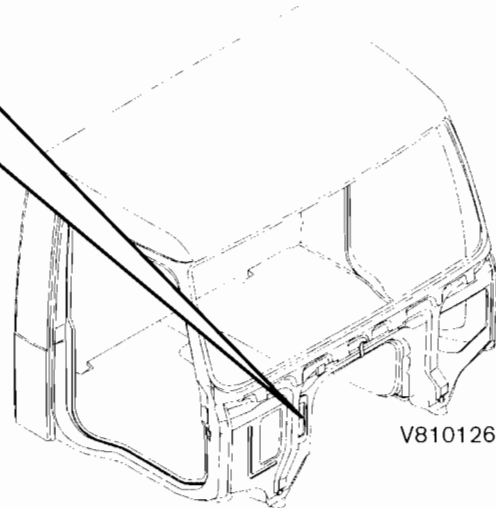


V390035

V390158



V390016



V810126