

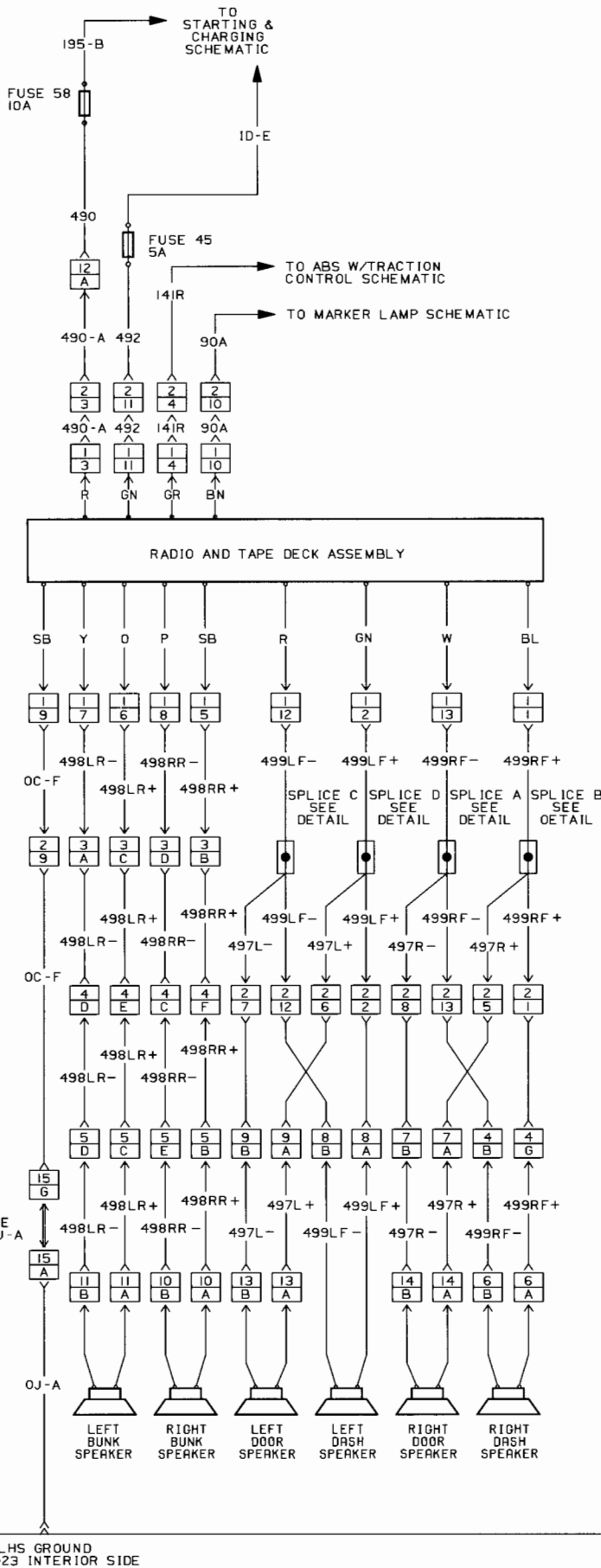
Service Manual Trucks

Group **37**

Electrical Schematic:
Radio (in-dash) 6 Speakers,
Detroit Diesel with Optimized Idle

VNL, VNM

From Build Date 8.98



MAIN CAB 499RA	←	VEHICLE LOCATION
MAIN CAB R	←	VEHICLE LOCATION
SPLICE B		
MAIN CAB 499RB	←	VEHICLE LOCATION
MAIN CAB R	←	VEHICLE LOCATION
SPLICE A		
MAIN CAB 499LA	←	VEHICLE LOCATION
MAIN CAB L	←	VEHICLE LOCATION
SPLICE D		
MAIN CAB 499LB	←	VEHICLE LOCATION
MAIN CAB L	←	VEHICLE LOCATION
SPLICE C		
VEHICLE LOCATION		

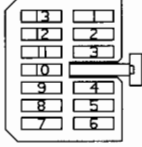
Radio (in Dash) 6 Speakers Detroit Diesel with Optimized Idle - VNL,

EFFECTIVE DATE	DESCRIPTION
1/99	ADDED VN660 CO

CONNECTOR AND SPLICE INFORMATION
CONNECTORS VIEWED FROM CABLE ENTRY

CONNECTOR 1
JUMPER HARNESS TO RADIO

TABLE OF CONTENTS		
CAVITY	CIRCUIT	FUNCTION
1	499RF+	+ RHS DASH SPEAKER
2	499LF+	+ LHS DASH SPEAKER
3	490-A	12 VOLT SUPPLY
4	141R	DIMMER CONTROL
5	498RR+	+ RHS DOOR SPEAKER
6	498LR+	+ LHS DOOR SPEAKER
7	498LR-	- LHS DOOR SPEAKER
8	498RR-	- RHS DOOR SPEAKER
9	OC-F	GROUND
10	90A	LAMP CONTROL
11	492	12 VOLT SUPPLY
12	499LF-	- LHS DASH SPEAKER
13	499RF-	- RHS DASH SPEAKER



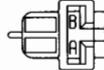
CONNECTOR 7
RIGHT DOOR SPEAKER

TABLE OF CONTENTS		
CAVITY	CIRCUIT	FUNCTION
A	497R+	+ RHS DOOR SPEAKER
B	497R-	- RHS DOOR SPEAKER



CONNECTOR 8
LEFT FRONT DASH SPEAKER

TABLE OF CONTENTS		
CAVITY	CIRCUIT	FUNCTION
A	499LF+	+ LHS DASH SPEAKER
B	499LF-	- LHS DASH SPEAKER



CONNECTOR 2
JUMPER HARNESS TO CAB HARNESS

TABLE OF CONTENTS		
CAVITY	CIRCUIT	FUNCTION
1	499RF+	+ RHS DASH SPEAKER
2	499LF+	+ LHS DASH SPEAKER
3	490-A	12 VOLT SUPPLY
4	141R	DIMMER CONTROL
5	497R+	+ RHS DOOR SPEAKER
6	497L+	+ LHS DOOR SPEAKER
7	497L-	- LHS DOOR SPEAKER
8	497R-	- RHS DOOR SPEAKER
9	OC-F	GROUND
10	90A	LAMP CONTROL
11	492	12 VOLT SUPPLY
12	499LF-	- LHS DASH SPEAKER
13	499RF-	- RHS DASH SPEAKER



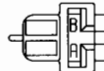
CONNECTOR 9
LEFT DOOR SPEAKER

TABLE OF CONTENTS		
CAVITY	CIRCUIT	FUNCTION
A	497L+	+ LHS DOOR SPEAKER
B	497L-	- LHS DOOR SPEAKER




CONNECTOR 10
RIGHT BUNK SPEAKER

TABLE OF CONTENTS		
CAVITY	CIRCUIT	FUNCTION
A	498RR+	+ RHS BUNK SPEAKER
B	498RR-	- RHS BUNK SPEAKER



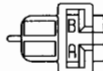
CONNECTOR 3
JUMPER HARNESS TO CAB HARNESS

TABLE OF CONTENTS		
CAVITY	CIRCUIT	FUNCTION
A	498LR-	- FEED TO SPEAKER
B	498RR+	+ FEED TO SPEAKER
C	498LR+	+ FEED TO SPEAKER
D	498RR-	- FEED TO SPEAKER



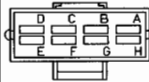
CONNECTOR 11
LEFT BUNK SPEAKER

TABLE OF CONTENTS		
CAVITY	CIRCUIT	FUNCTION
A	498LR+	+ LHS BUNK SPEAKER
B	498LR-	- LHS BUNK SPEAKER



CONNECTOR 4
OVERHEAD HARNESS

TABLE OF CONTENTS		
CAVITY	CIRCUIT	FUNCTION
B	499RF-	- RHS DASH SPEAKER
C	498RR-	- RHS DASH SPEAKER
D	498LR-	- LHS DASH SPEAKER
E	498LR+	+ LHS DASH SPEAKER
F	498RR+	+ RHS DASH SPEAKER
G	499RF+	+ RHS DASH SPEAKER



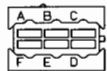
CONNECTOR 12
OPTION CONNECTOR 1

TABLE OF CONTENTS		
CAVITY	CIRCUIT	FUNCTION
A	490	12 VOLT SUPPLY



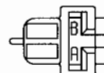
CONNECTOR 5
OVERHEAD HARNESS TO BUNK HARNESS

TABLE OF CONTENTS		
CAVITY	CIRCUIT	FUNCTION
B	498RR+	+ RHS BUNK SPEAKER
C	498LR+	+ LHS BUNK SPEAKER
D	498LR-	- LHS BUNK SPEAKER
E	498RR-	- RHS BUNK SPEAKER



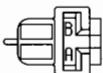
CONNECTOR 13
LEFT DOOR SPEAKER

TABLE OF CONTENTS		
CAVITY	CIRCUIT	FUNCTION
A	497L+	+ LHS DOOR SPEAKER
B	497L-	- LHS DOOR SPEAKER



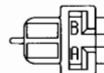
CONNECTOR 6
RIGHT FRONT DASH SPEAKER

TABLE OF CONTENTS		
CAVITY	CIRCUIT	FUNCTION
A	498RF+	+ RHS DASH SPEAKER
B	498RF-	- RHS DASH SPEAKER



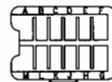
CONNECTOR 14
RIGHT DOOR SPEAKER

TABLE OF CONTENTS		
CAVITY	CIRCUIT	FUNCTION
A	497R+	+ RHS DOOR SPEAKER
B	497R-	- RHS DOOR SPEAKER



CONNECTOR 15
SPLICE PACK OJ-A

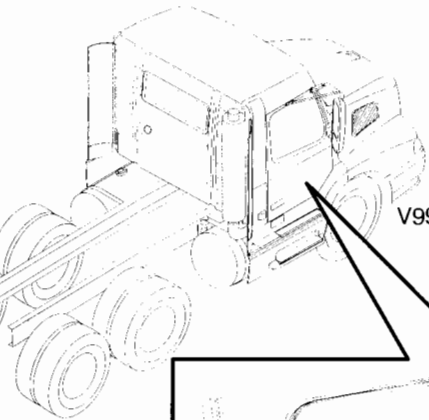
TABLE OF CONTENTS		
CAVITY	CIRCUIT	FUNCTION
A	OJ-A	GROUND
G	OC-F	GROUND



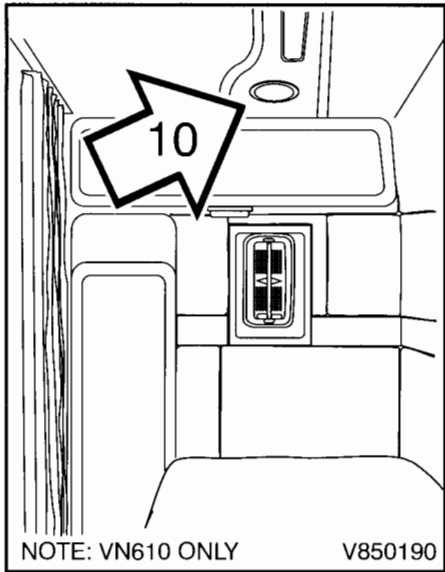
SYMBOL DEFINITION	
DENOTES MALE TERMINAL	
DENOTES CONNECTOR	
DENOTES CAVITY	
DENOTES FEMALE TERMINAL	



CHANGE HISTORY
DESCRIPTION
ADDED VN660 CONNECTOR LOCATIONS

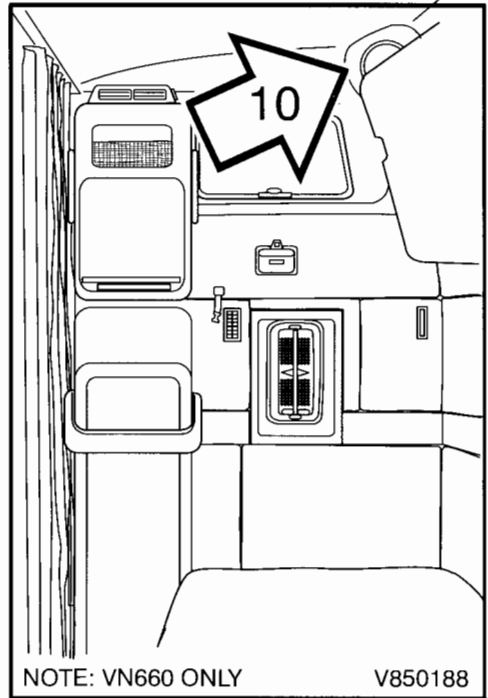


V990158



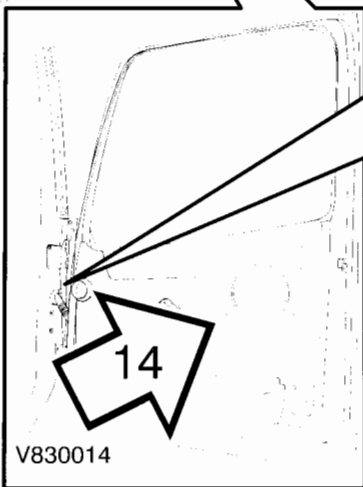
NOTE: VN610 ONLY

V850190

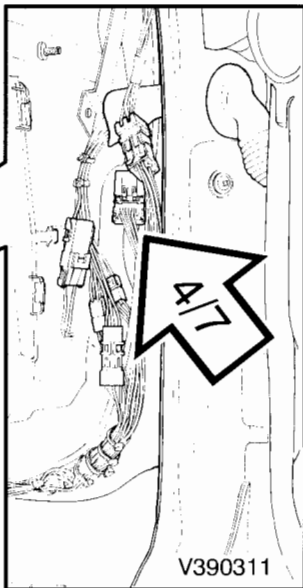


NOTE: VN660 ONLY

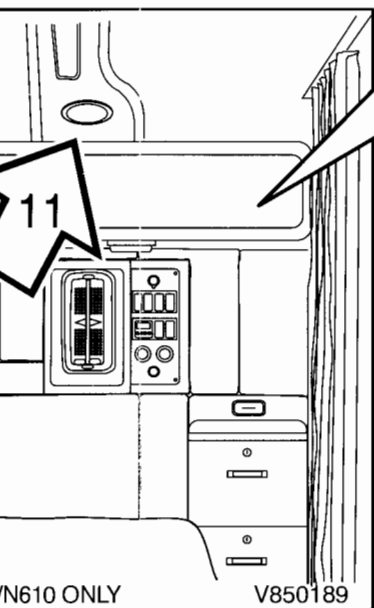
V850188



V830014

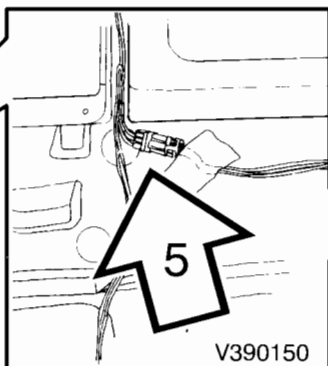


V390311

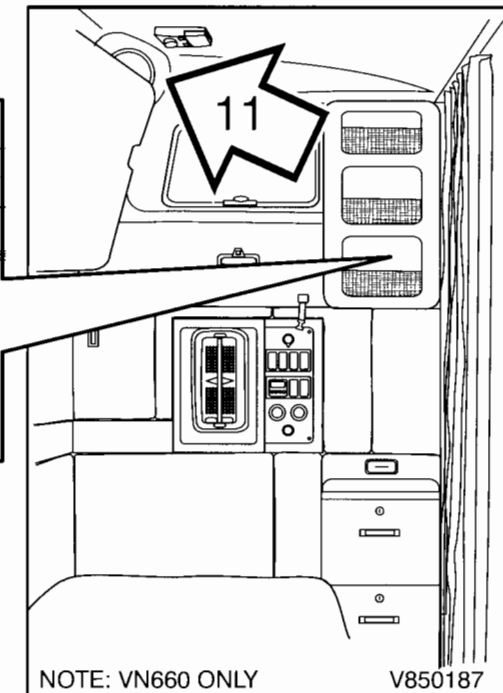


VN610 ONLY

V850189

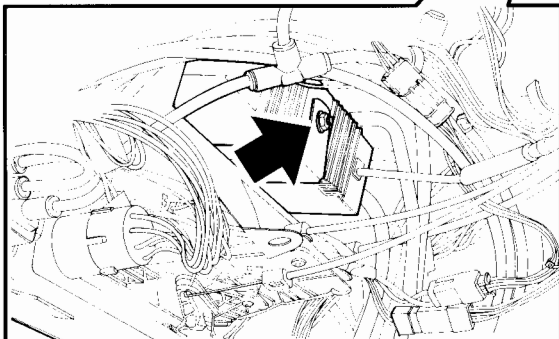
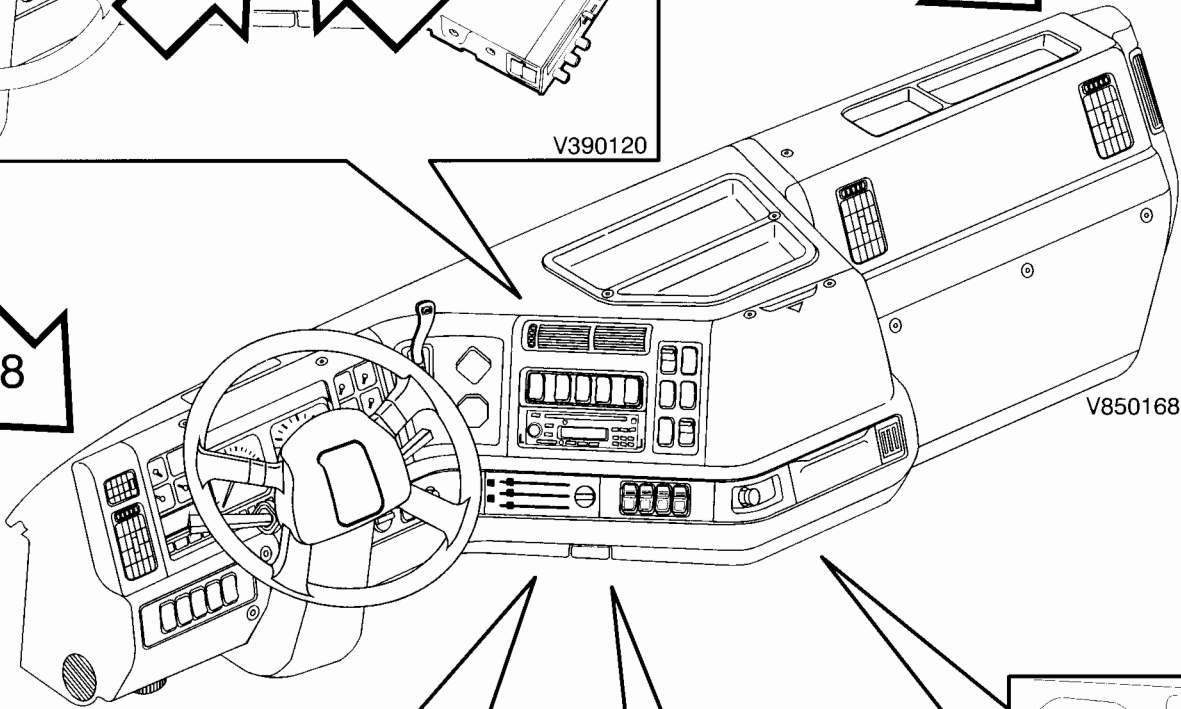


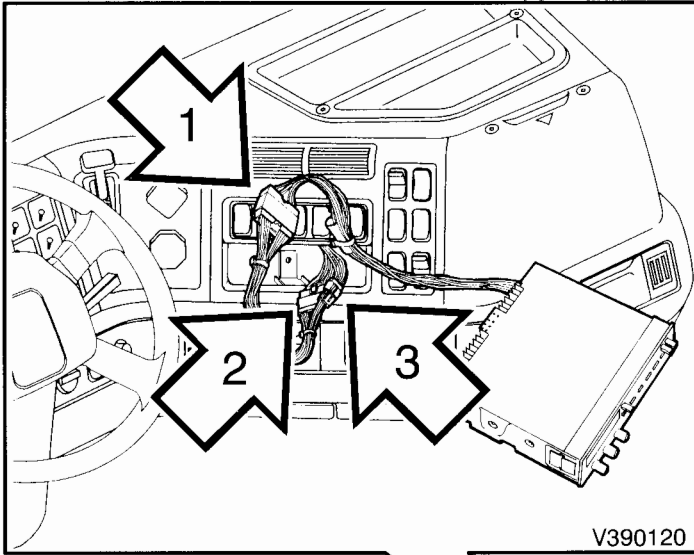

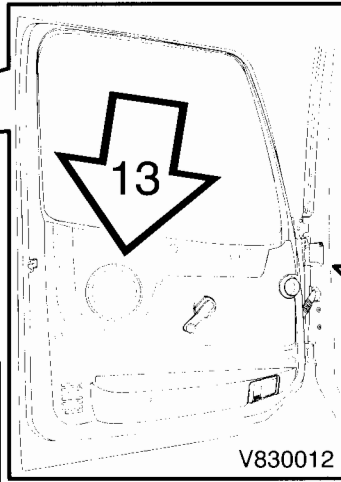
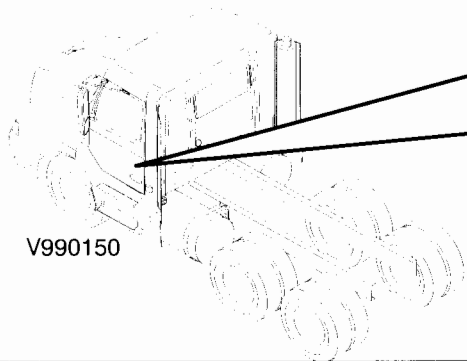


V390150



NOTE: VN660 ONLY

V850187



NOTE: Mounting bolt must be removed to remove radio from dash

