

# Service Manual Trucks

Group **37**

Electrical Schematic:  
Radio/CD (in-dash), Amp and Speakers,  
Detroit Diesel with Optimized Idle

VN 770 Sleeper

From Build Date 8.98



CONNECTOR AND SPLICE INFORMATION  
CONNECTORS VIEWED FROM CABLE ENTRY

CONNECTOR 1 (OPTIONAL CONNECTOR 1)  
ON MAIN CAB HARNESS

| TABLE OF CONTENTS |         |                |
|-------------------|---------|----------------|
| CAVITY            | CIRCUIT | FUNCTION       |
| A                 | 490     | 12 VOLT SUPPLY |

CONNECTOR 2 (OPTIONAL CONNECTOR 2)  
ON MAIN CAB HARNESS

| TABLE OF CONTENTS |         |                |
|-------------------|---------|----------------|
| CAVITY            | CIRCUIT | FUNCTION       |
| A                 | 490     | 12 VOLT SUPPLY |

CONNECTOR 3  
AMPLIFIER HARNESS (DASH) TO CAB HARN

| TABLE OF CONTENTS |         |                     |
|-------------------|---------|---------------------|
| CAVITY            | CIRCUIT | FUNCTION            |
| 1                 | 499RF+  | + RHS DASH SPEAKER  |
| 2                 | 499LF+  | + LHS DASH SPEAKER  |
| 3                 | 490-A   | 12 VOLT SUPPLY      |
| 4                 | 141R    | DIMMER CONTROL      |
| 5                 | 497R+   | +RHS DOOR SPKR(RFT) |
| 6                 | 497L+   | +LHS DOOR SPKR(LFT) |
| 7                 | 497L-   | - LHS DOOR SPEAKER  |
| 8                 | 497R-   | - RHS DOOR SPEAKER  |
| 9                 | 0C      | GROUND              |
| 10                | 90A     | LIGHT CONTROL       |
| 11                | 492     | 12 VOLT SUPPLY      |
| 12                | 499LF-  | - LHS DASH SPEAKER  |
| 13                | 499RF-  | - RHS DASH SPEAKER  |

CONNECTOR 4  
AMPLIFIER HARNESS (DASH) TO RADIO

| TABLE OF CONTENTS |         |                    |
|-------------------|---------|--------------------|
| CAVITY            | CIRCUIT | FUNCTION           |
| 1                 | 499RA   | + RHS DASH SPEAKER |
| 2                 | 499LA   | + LHS DASH SPEAKER |
| 3                 | 490     | 12 VOLT SUPPLY     |
| 4                 | 141     | DIMMER CONTROL     |
| 5                 | 498RA   | + RHS DOOR SPEAKER |
| 6                 | 498LA   | + LHS DOOR SPEAKER |
| 7                 | 498LB   | - LHS DOOR SPEAKER |
| 8                 | 498RB   | - RHS DOOR SPEAKER |
| 9                 | 0C      | GROUND             |
| 10                | 90A     | LIGHT CONTROL      |
| 11                | 492     | 12 VOLT SUPPLY     |
| 12                | 499LB   | - LHS DASH SPEAKER |
| 13                | 499RB   | - RHS DASH SPEAKER |

CONNECTOR 5  
AMPLIFIER HARNESS TO AMPLIFIER

| TABLE OF CONTENTS |         |                     |
|-------------------|---------|---------------------|
| CAVITY            | CIRCUIT | FUNCTION            |
| E1                | 499RA   | + RHS FRONT INPUT   |
| E2                | 499LA   | + LHS FRONT INPUT   |
| E3                | 499LB   | - LHS FRONT INPUT   |
| E4                | 498RB   | - RHS REAR INPUT    |
| E5                | 498RA   | + RHS REAR INPUT    |
| E6                | 498LA   | + LHS REAR INPUT    |
| E7                | 498LB   | - LHS REAR INPUT    |
| E8                | 0C      | GROUND              |
| E9                | 0C      | GROUND              |
| E11               | 490     | 12 VOLT SUPPLY      |
| E12               | 490     | 12 VOLT SUPPLY      |
| E13               | L4+     | + LHS DASH SPKR     |
| E14               | L4-     | - LHS DASH SPKR     |
| E15               | L6+     | + LHS DOOR SPKR     |
| E16               | L6-     | - LHS DOOR SPKR     |
| F1                | 499RB   | - RHS FRONT INPUT   |
| F2                | R4+     | + RHS DASH SPKR     |
| F3                | R4-     | - RHS DASH SPKR     |
| F4                | S2-     | - SUBWOOFER COIL 2I |
| F5                | S2+     | + SUBWOOFER COIL 2I |
| F6                | R6+     | + RHS DOOR SPKR     |
| F7                | R6+     | + RHS DOOR SPKR     |
| F10               | S1-     | - SUBWOOFER COIL 1I |
| F11               | S1+     | + SUBWOOFER COIL 1I |
| F13               | R+      | + RHS REAR SPKR     |
| F14               | R-      | - RHS REAR SPKR     |
| F15               | L+      | + LHS REAR SPKR     |
| F16               | L-      | - LHS REAR SPKR     |

CONNECTOR 6  
MAIN CAB HARNESS  
TO OVERHEAD HARNESS

| TABLE OF CONTENTS |         |                  |
|-------------------|---------|------------------|
| CAVITY            | CIRCUIT | FUNCTION         |
| B                 | 499RF-  | - RHS FRONT SPKR |
| G                 | 499RF+  | + RHS FRONT SPKR |

CONNECTOR 7  
JUMPER HARNESS TO SPEAKER

| TABLE OF CONTENTS |         |                  |
|-------------------|---------|------------------|
| CAVITY            | CIRCUIT | FUNCTION         |
| A                 | 497L+   | + LHS FRONT SPKR |
| B                 | 497L-   | - LHS FRONT SPKR |

CONNECTOR 8  
JUMPER HARNESS TO SPEAKER

| TABLE OF CONTENTS |         |                  |
|-------------------|---------|------------------|
| CAVITY            | CIRCUIT | FUNCTION         |
| A                 | 497R+   | + RHS FRONT SPKR |
| B                 | 497R-   | - RHS FRONT SPKR |

CONNECTOR 9  
LEFT FRONT SPEAKER

| TABLE OF CONTENTS |         |                  |
|-------------------|---------|------------------|
| CAVITY            | CIRCUIT | FUNCTION         |
| A                 | 499LF+  | + LHS FRONT SPKR |
| B                 | 499LF-  | - LHS FRONT SPKR |

CONNECTOR 10  
RIGHT FRONT SPEAKER

| TABLE OF CONTENTS |         |                  |
|-------------------|---------|------------------|
| CAVITY            | CIRCUIT | FUNCTION         |
| A                 | 499RA   | + RHS FRONT SPKR |
| B                 | 499RB   | - RHS FRONT SPKR |

CONNECTOR 11  
LEFT DOOR SPEAKER

| TABLE OF CONTENTS |         |                  |
|-------------------|---------|------------------|
| CAVITY            | CIRCUIT | FUNCTION         |
| A                 | L+      | + LHS FRONT SPKR |
| B                 | L-      | - LHS FRONT SPKR |

CONNECTOR 12  
RIGHT DOOR SPEAKER

| TABLE OF CONTENTS |         |                  |
|-------------------|---------|------------------|
| CAVITY            | CIRCUIT | FUNCTION         |
| A                 | R+      | + RHS FRONT SPKR |
| B                 | R-      | - RHS FRONT SPKR |

CONNECTOR 13  
AMPLIFIER HARNESS (OVERHEAD) TO  
OVERHEAD HARNESS

| TABLE OF CONTENTS |         |                    |
|-------------------|---------|--------------------|
| CAVITY            | CIRCUIT | FUNCTION           |
| 1                 | 499RA   | + RHS REAR SPEAKER |
| 2                 | 498LA   | + LHS REAR SPEAKER |
| 3                 | S2+     | + SUBWOOFER SPKR   |
| 4                 | S1+     | + SUBWOOFER SPKR   |
| 5                 | R+      | + RHS REAR SPEAKER |
| 6                 | L+      | + LHS REAR SPEAKER |
| 7                 | L-      | - LHS REAR SPEAKER |
| 8                 | R-      | - RHS REAR SPEAKER |
| 9                 | S1-     | - SUBWOOFER SPKR   |
| 11                | S2-     | - SUBWOOFER SPKR   |
| 12                | 498LB   | - LHS REAR SPEAKER |
| 13                | 498RB   | - RHS REAR SPEAKER |

CONNECTOR 14  
LEFT RR LAMP HARNESS  
TO FRT OVERHEAD HARNESS

| TABLE OF CONTENTS |         |                 |
|-------------------|---------|-----------------|
| CAVITY            | CIRCUIT | FUNCTION        |
| A                 | L+      | + LHS REAR SPKR |
| H                 | L-      | - LHS REAR SPKR |

CONNECTOR 15  
LOWER RIGHT SPEAKER

| TABLE OF CONTENTS |         |                 |
|-------------------|---------|-----------------|
| CAVITY            | CIRCUIT | FUNCTION        |
| B                 | R+      | + RHS REAR SPKR |
| E                 | R-      | - RHS REAR SPKR |

CONNECTOR 16  
FRONT OVERHEAD HARNESS TO  
RIGHT REAR OVERHEAD HARNESS

| TABLE OF CONTENTS |         |                 |
|-------------------|---------|-----------------|
| CAVITY            | CIRCUIT | FUNCTION        |
| A                 | 498LA   | + LHS REAR SPKR |
| B                 | 498RA   | + RHS REAR SPKR |
| C                 | S1+     | + REAR SPEAKER  |
| D                 | S2+     | + REAR SPEAKER  |
| E                 | S2-     | - REAR SPEAKER  |
| F                 | S1-     | - REAR SPEAKER  |
| G                 | 498RB   | - RHS REAR SPKR |
| H                 | 498LB   | - LHS REAR SPKR |

CONNECTOR 17  
LOWER LEFT SPEAKER

| TABLE OF CONTENTS |         |                 |
|-------------------|---------|-----------------|
| CAVITY            | CIRCUIT | FUNCTION        |
| A                 | L+      | + LHS REAR SPKR |
| B                 | L-      | - LHS REAR SPKR |

CONNECTOR 18  
LOWER RIGHT SPEAKER

| TABLE OF CONTENTS |         |                 |
|-------------------|---------|-----------------|
| CAVITY            | CIRCUIT | FUNCTION        |
| A                 | R+      | + RHS REAR SPKR |
| B                 | R-      | - RHS REAR SPKR |

CONNECTOR 19  
AMPLIFIER HARNESS (DASH) TO  
AMPLIFIER HARNESS (OVERHEAD)

| TABLE OF CONTENTS |         |                   |
|-------------------|---------|-------------------|
| CAVITY            | CIRCUIT | FUNCTION          |
| 1                 | R4+     | + RHS DASH SPKR   |
| 2                 | L4+     | + LHS DASH SPKR   |
| 3                 | 499RA   | + RHS FRONT INPUT |
| 4                 | 499LA   | + LHS FRONT INPUT |
| 5                 | R6+     | + RHS DOOR SPKR   |
| 6                 | L6+     | + LHS DOOR SPKR   |
| 7                 | L6-     | - LHS DOOR SPKR   |
| 8                 | R6-     | - RHS DOOR SPKR   |
| 9                 | 499LB   | - LHS FRONT INPUT |
| 11                | 499RB   | - RHS REAR INPUT  |
| 12                | L4-     | - LHS DASH SPKR   |
| 13                | R4-     | - RHS DASH SPKR   |

CONNECTOR 20  
RIGHT REAR OVERHEAD  
HARNESS TO SPEAKER

| TABLE OF CONTENTS |         |                  |
|-------------------|---------|------------------|
| CAVITY            | CIRCUIT | FUNCTION         |
| A                 | S1+     | + SUBWOOFER SPKR |
| B                 | S2+     | + SUBWOOFER SPKR |
| C                 | S2-     | - SUBWOOFER SPKR |
| F                 | S1-     | - SUBWOOFER SPKR |

CONNECTOR 21  
JUMPER HARNESS TO AMPLIFIER

| TABLE OF CONTENTS |         |                 |
|-------------------|---------|-----------------|
| CAVITY            | CIRCUIT | FUNCTION        |
| A                 | 498LA   | + LHS REAR SPKR |
| B                 | 498LB   | - LHS REAR SPKR |
| C                 | 498RA   | + RHS REAR SPKR |
| D                 | 498RB   | - RHS REAR SPKR |

CONNECTOR 22  
UPPER LEFT SPEAKER

| TABLE OF CONTENTS |         |                 |
|-------------------|---------|-----------------|
| CAVITY            | CIRCUIT | FUNCTION        |
| A                 | 498LA   | + LHS REAR SPKR |
| B                 | 498LB   | - LHS REAR SPKR |

CONNECTOR 23  
UPPER RIGHT SPEAKER

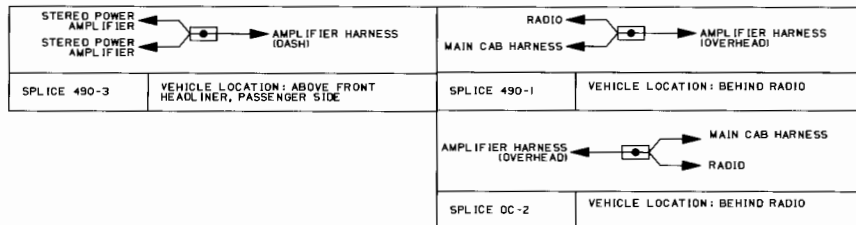
| TABLE OF CONTENTS |         |                 |
|-------------------|---------|-----------------|
| CAVITY            | CIRCUIT | FUNCTION        |
| A                 | 498RA   | + RHS REAR SPKR |
| B                 | 498RB   | - RHS REAR SPKR |

CONNECTOR 24  
AMPLIFIER HARNESS (DASH) TO  
AMPLIFIER HARNESS (OVERHEAD)

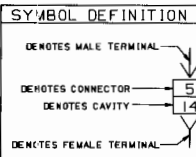
| TABLE OF CONTENTS |         |                  |
|-------------------|---------|------------------|
| CAVITY            | CIRCUIT | FUNCTION         |
| A                 | 490     | 12 VOLT SUPPLY   |
| C                 | 498LA   | + LHS REAR INPUT |
| D                 | 498LB   | - LHS REAR INPUT |
| E                 | 498RA   | + RHS REAR INPUT |
| H                 | 498RB   | - RHS REAR INPUT |
|                   | 0C      | GROUND           |

CONNECTOR 25  
SPLICE PACK OJ-A

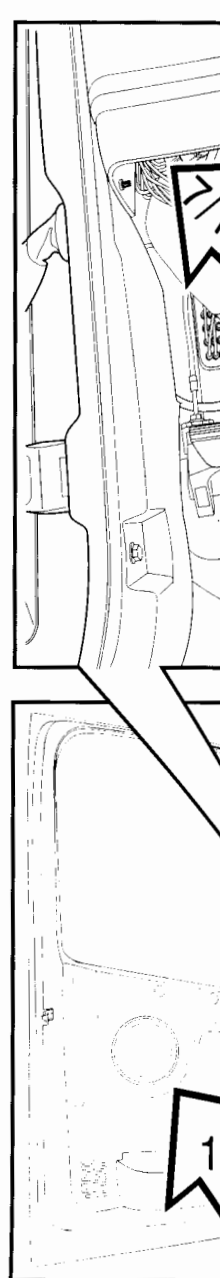
| TABLE OF CONTENTS |         |          |
|-------------------|---------|----------|
| CAVITY            | CIRCUIT | FUNCTION |
| A                 | OJ-A    | GROUND   |
| G                 | OC-F    | GROUND   |



|              |   |              |                                |
|--------------|---|--------------|--------------------------------|
| SPLICE 490-3 | VEHICLE LOCATION: ABOVE FRONT HEADLINER, PASSENGER SIDE | SPLICE 490-1 | VEHICLE LOCATION: BEHIND RADIO |
| SPLICE OC-2  | VEHICLE LOCATION: BEHIND RADIO                          |              |                                |



| EFFECTIVE DATE | DESCRIPTION |
|----------------|-------------|
|                |             |
|                |             |
|                |             |
|                |             |
|                |             |
|                |             |
|                |             |
|                |             |
|                |             |



| CHANGE HISTORY |
|----------------|
| DESCRIPTION    |
|                |
|                |
|                |
|                |
|                |
|                |
|                |
|                |
|                |

