

Service Manual Trucks

Group **37**

Electrical Schematic:

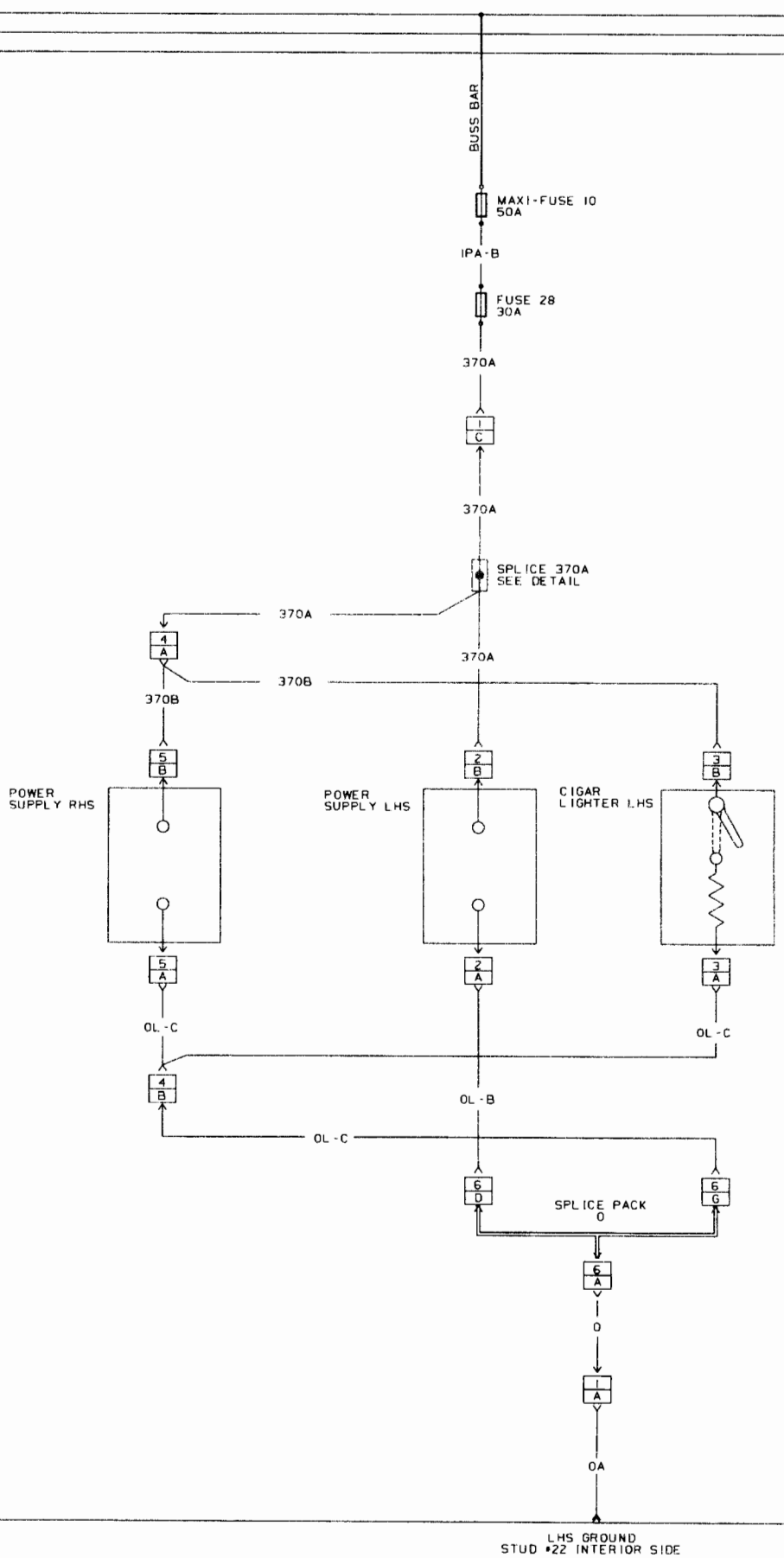
Bunk Cigar Lighter/

Power Supply Socket

VN 610 standard (420 optional)

From Build Date 2.98

BATTERY 12 VOLT
IGNITION 12 VOLT
ACCESSORY 12 VOLT



Bunk Cigar Lighter/Power Supply Socket - VN 610 standard (420 optional)

EFFECTIVE DATE	DESCRIPTION

**CONNECTOR AND SPLICE INFORMATION
CONNECTORS VIEWED FROM CABLE ENTRY**

**CONNECTOR 1
CAB HARNESS TO BUNK HARNESS**




TABLE OF CONTENTS		
CAVITY	CIRCUIT	FUNCTION
A	0A	GROUND
B	370A	12 VOLT SUPPLY

**CONNECTOR 2
POWER SUPPLY LHS**

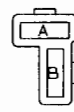


TABLE OF CONTENTS		
CAVITY	CIRCUIT	FUNCTION
A	0L-B	GROUND
B	370A	12 VOLT SUPPLY

**CONNECTOR 3
POWER SUPPLY (CIGAR LIGHTER) LHS**




TABLE OF CONTENTS		
CAVITY	CIRCUIT	FUNCTION
A	0L-C	GROUND
B	370B	12 VOLT SUPPLY

**CONNECTOR 4
OVERHEAD BUNK HARNESS**

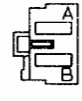


TABLE OF CONTENTS		
CAVITY	CIRCUIT	FUNCTION
A	370B	12 VOLT SUPPLY
B	0L-C	GROUND

**CONNECTOR 5
POWER SUPPLY (CIGAR LIGHTER) RHS**




TABLE OF CONTENTS		
CAVITY	CIRCUIT	FUNCTION
A	0L-C	GROUND
B	370B	12 VOLT SUPPLY

**CONNECTOR 6
SPLICE PACK 0**

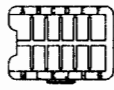
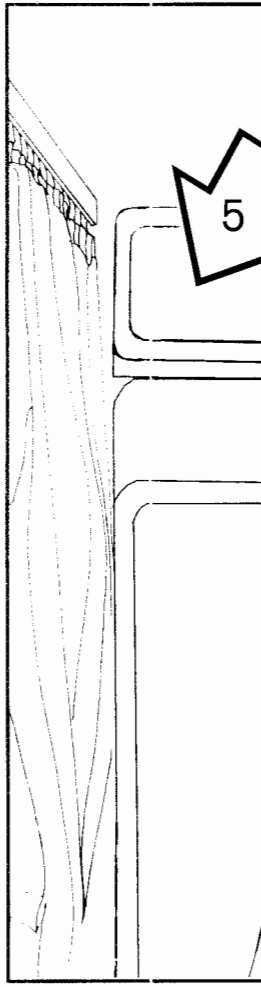
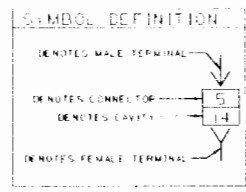
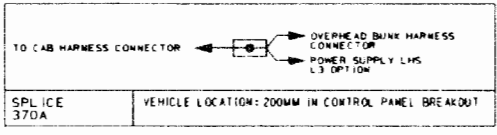


TABLE OF CONTENTS		
CAVITY	CIRCUIT	FUNCTION
A	0	GROUND
D	0L-B	GROUND
G	0L-C	GROUND



onal)

