
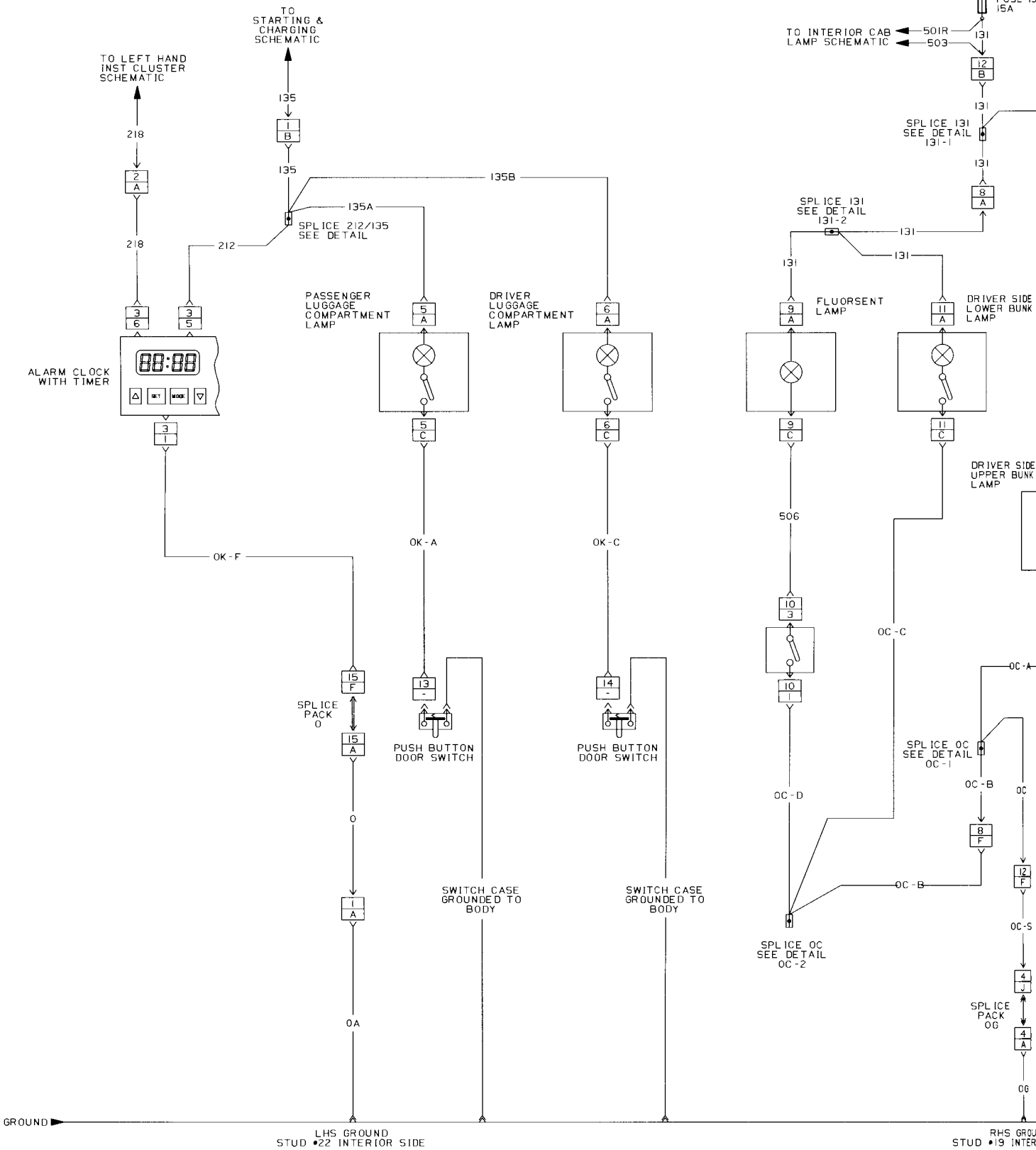


Service Manual Trucks

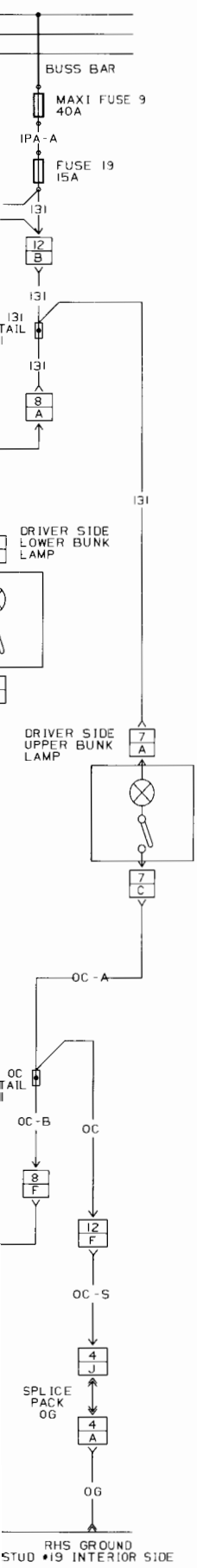
Group 37
Electrical Schematic:
Bunk Functions
VN 660 Sleeper
From Build Date 1.99



BATTERY 12 VOLT
 IGNITION 12 VOLT
 ACCESSORY 12 VOLT



Bunk Functions - VN 660 Sleeper



**CONNECTOR AND SPLICE INFORMATION
CONNECTORS VIEWED FROM CABLE ENTRY**

**CONNECTOR 1
MAIN CAB HARNESS TO BUNK HARNESS**

TABLE OF CONTENTS		
CAVITY	CIRCUIT	FUNCTION
A	0A	GROUND
B	135	12 VOLT SUPPLY

**CONNECTOR 2
MAIN CAB HARNESS TO BUNK HARNESS**

TABLE OF CONTENTS		
CAVITY	CIRCUIT	FUNCTION
A	218	12 VOLT SUPPLY

**CONNECTOR 3
BUNK CLOCK**

TABLE OF CONTENTS		
CAVITY	CIRCUIT	FUNCTION
1	0K-F	GROUND
5	212	12 VOLT SUPPLY
6	218	12 VOLT SUPPLY

**CONNECTOR 4
SPLICE PACK 0G**

TABLE OF CONTENTS		
CAVITY	CIRCUIT	FUNCTION
A	0G	GROUND
J	0C-S	GROUND

**CONNECTOR 5
PASSENGER LUGGAGE COMPARTMENT LAMP**

TABLE OF CONTENTS		
CAVITY	CIRCUIT	FUNCTION
A	135A	12 VOLT SUPPLY
C	0K-A	GROUND

**CONNECTOR 6
DRIVER LUGGAGE COMPARTMENT LAMP**

TABLE OF CONTENTS		
CAVITY	CIRCUIT	FUNCTION
A	135B	12 VOLT SUPPLY
C	0K-C	GROUND

**CONNECTOR 7
DRIVER SIDE UPPER BUNK LAMP**

TABLE OF CONTENTS		
CAVITY	CIRCUIT	FUNCTION
A	131	12 VOLT SUPPLY
C	0C-A	GROUND

**CONNECTOR 8
OVERHEAD BUNK HARNESS**

TABLE OF CONTENTS		
CAVITY	CIRCUIT	FUNCTION
A	131	12 VOLT SUPPLY
F	0C-B	GROUND

**CONNECTOR 9
FLUORESCENT LAMP**

TABLE OF CONTENTS		
CAVITY	CIRCUIT	FUNCTION
A	131	12 VOLT SUPPLY
C	506	LAMP TO SWITCH

**CONNECTOR 10
FLUORESCENT LAMP SWITCH**

TABLE OF CONTENTS		
CAVITY	CIRCUIT	FUNCTION
1	0C-D	GROUND
3	506	SWITCH TO LAMP

**CONNECTOR 11
DRIVER SIDE LOWER BUNK LAMP**

TABLE OF CONTENTS		
CAVITY	CIRCUIT	FUNCTION
A	131	12 VOLT SUPPLY
C	0C-C	GROUND

**CONNECTOR 12
MAIN CAB TO OVERHEAD HARNESS**

TABLE OF CONTENTS		
CAVITY	CIRCUIT	FUNCTION
B	131/503	12 VOLT SUPPLY
F	0C-S	GROUND

**CONNECTOR 13
DOOR SWITCH CONNECTOR**

TABLE OF CONTENTS		
CAVITY	CIRCUIT	FUNCTION
0K-A		GROUND FEED

**CONNECTOR 14
DOOR SWITCH CONNECTOR**


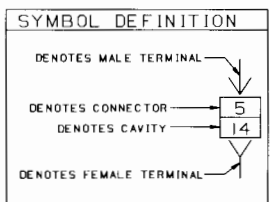
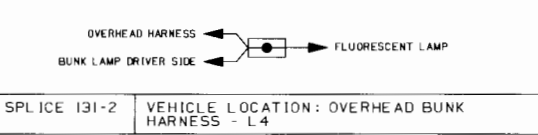
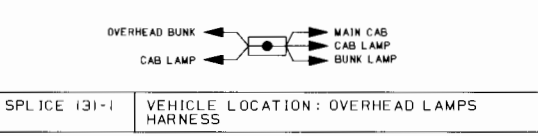
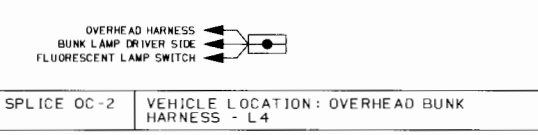
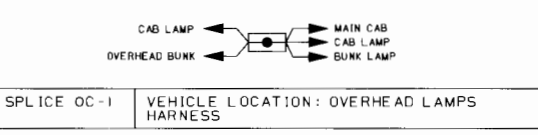
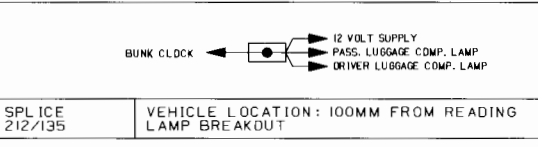
TABLE OF CONTENTS		
CAVITY	CIRCUIT	FUNCTION
0K-C		GROUND FEED

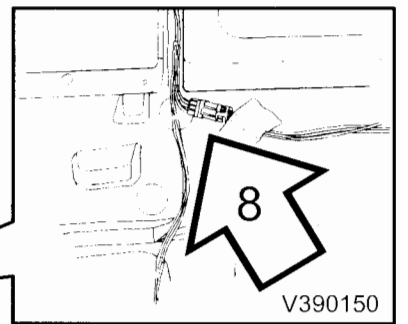
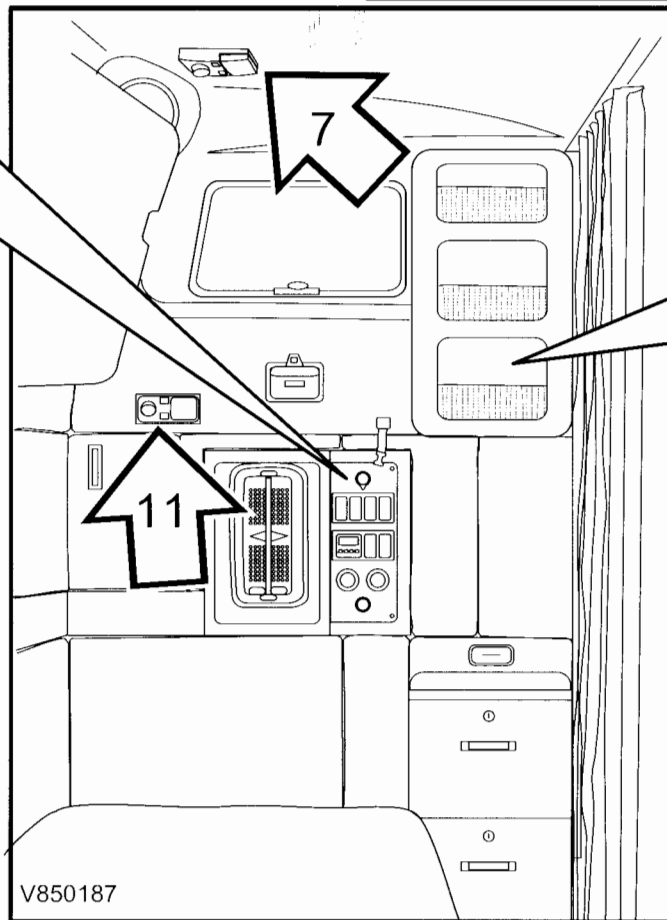
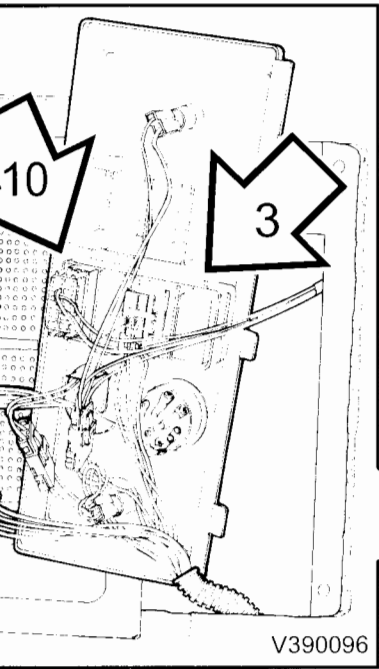
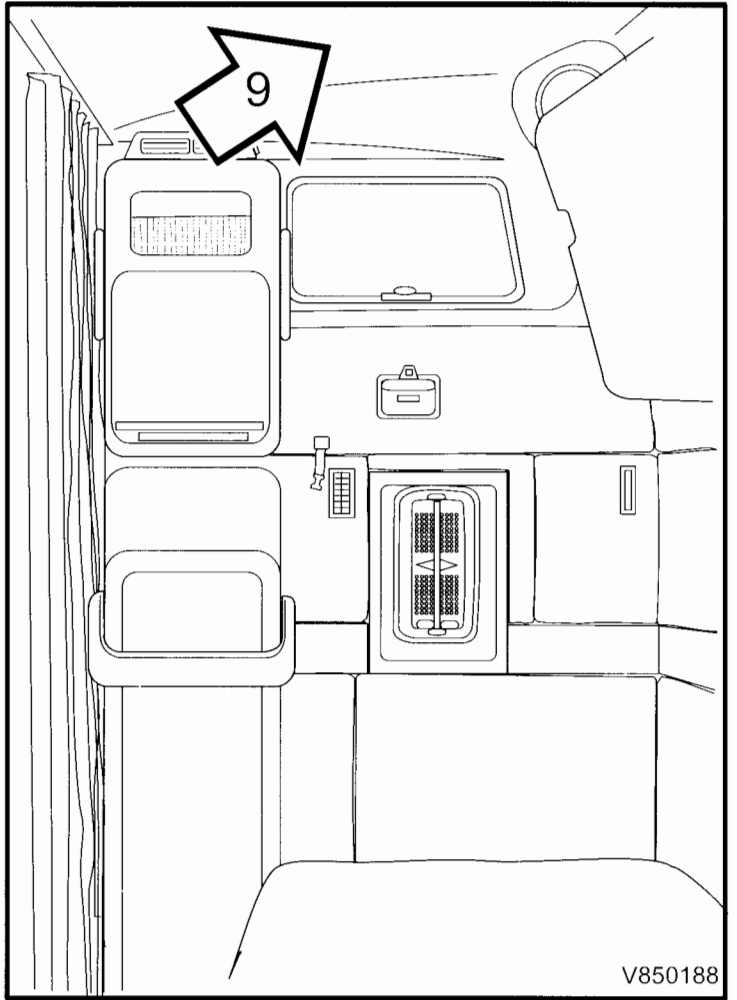
CHANGE HISTORY

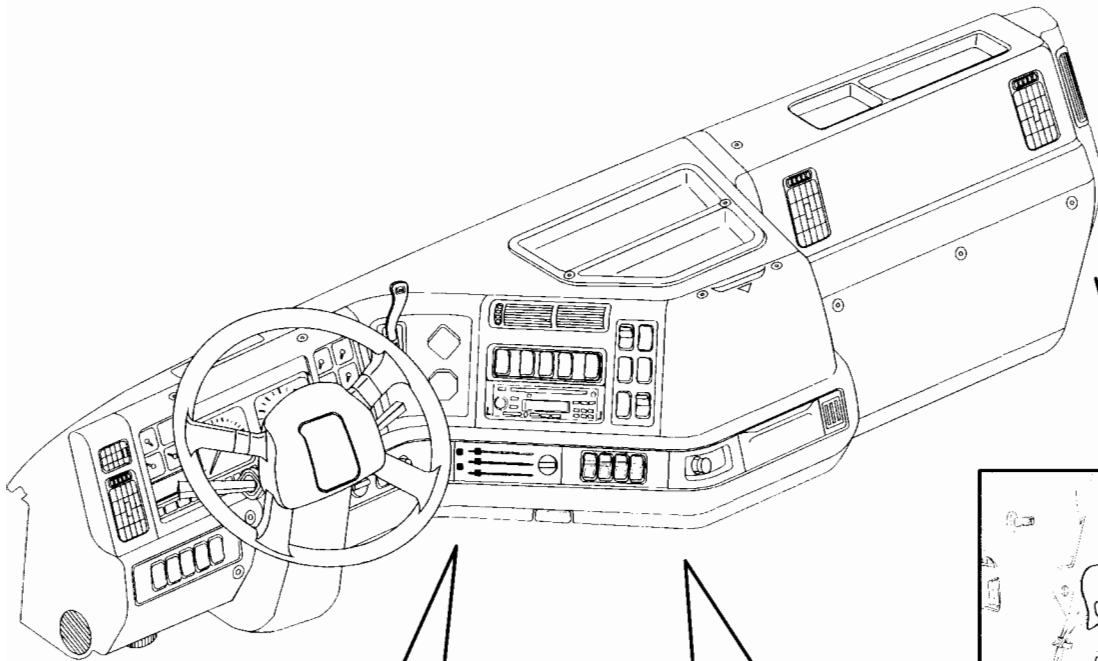
EFFECTIVE DATE	DESCRIPTION

**CONNECTOR 15
SPLICE PACK 0**

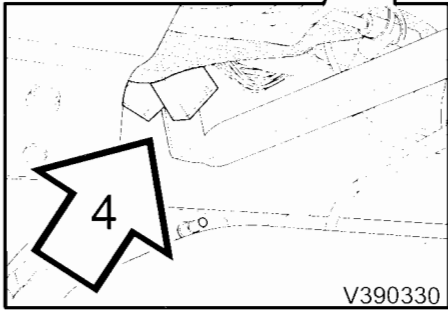
TABLE OF CONTENTS		
CAVITY	CIRCUIT	FUNCTION
A	0	GROUND
F	0K-F	GROUND



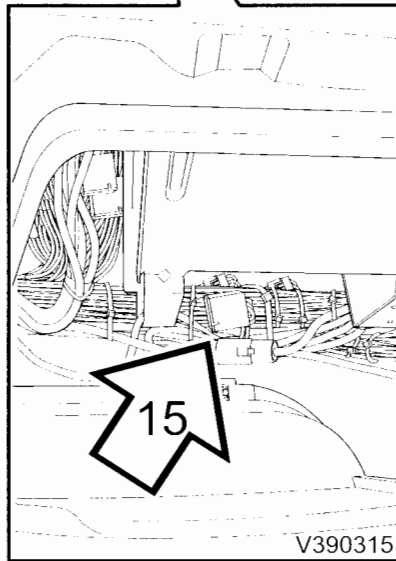




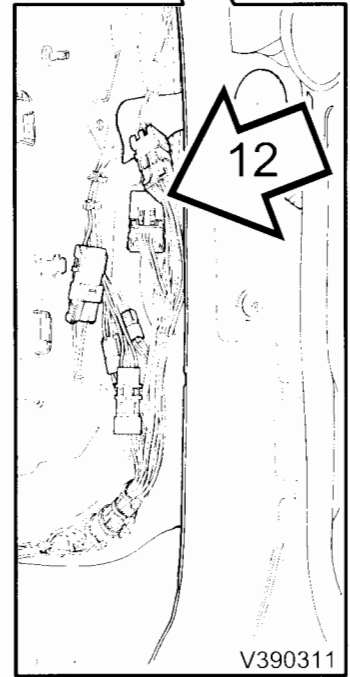
V850168



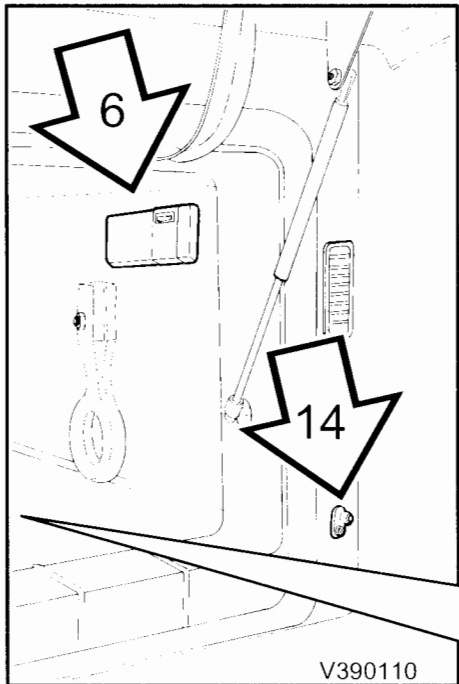
V390330



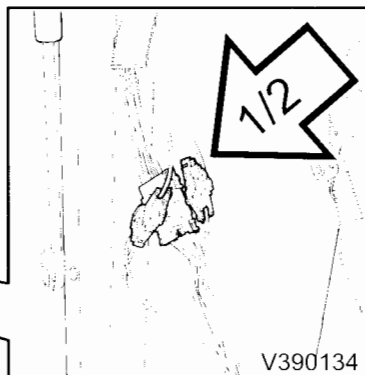
V390315



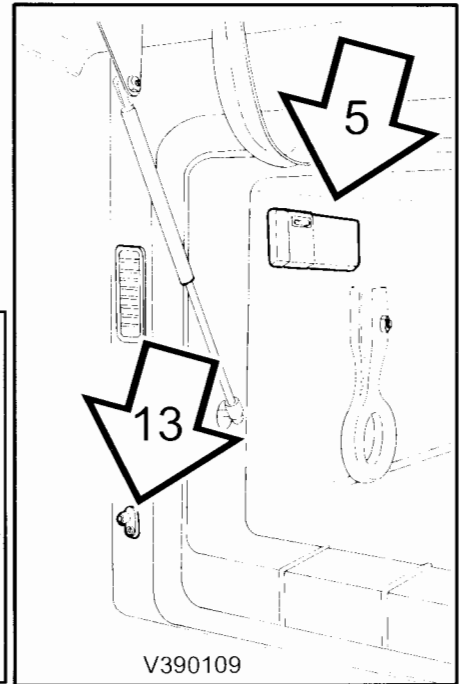
V390311



V390110



V390134



V390109