

# Service Manual Trucks

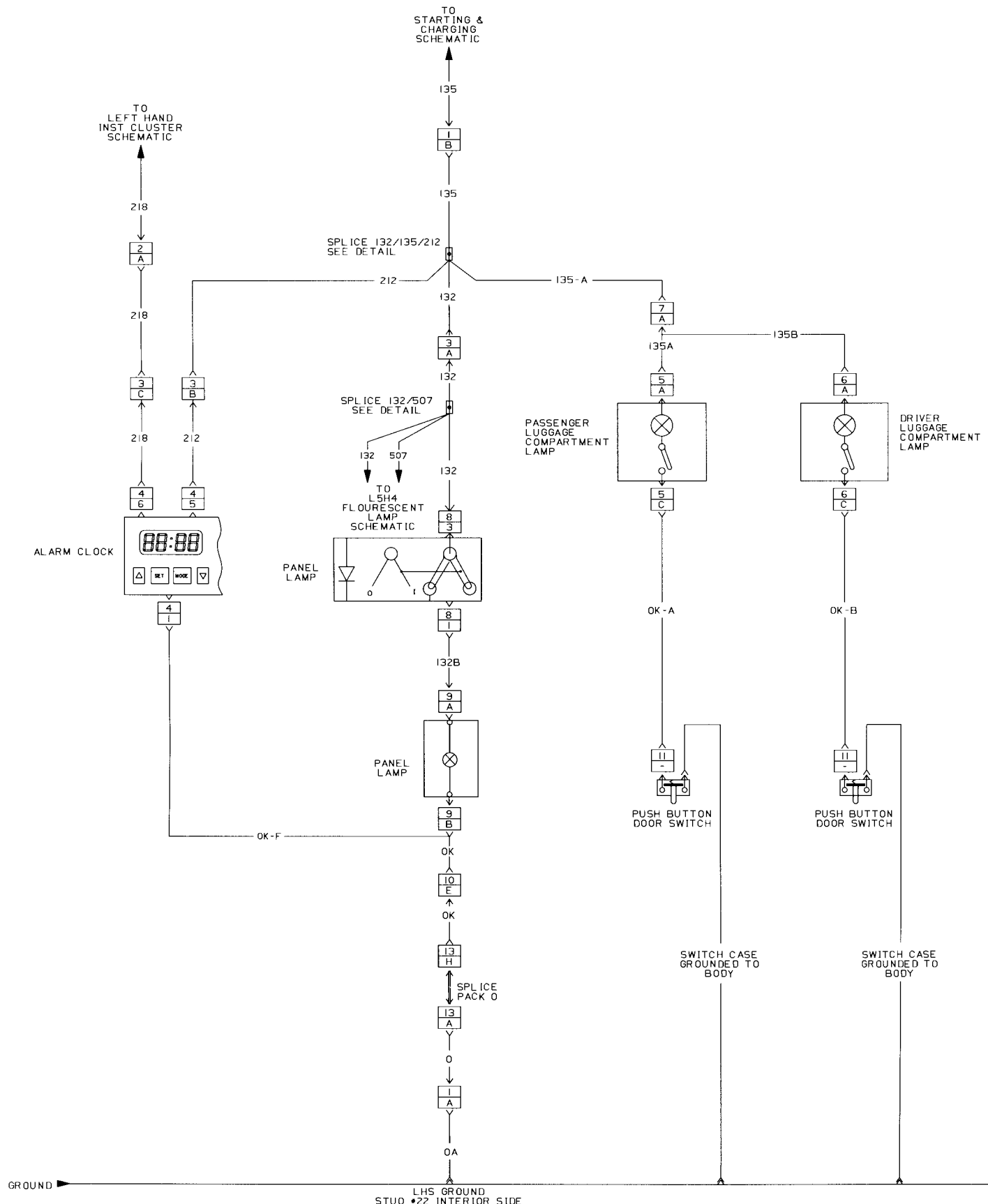
Group **37**

Electrical Schematic:  
Bunk Clock and Lamps

VN 770 Sleeper

From Build Date 9/98




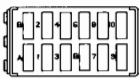
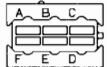







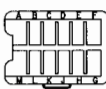
BATTERY 12 VOLT  
IGNITION 12 VOLT  
ACCESSORY 12 VOLT

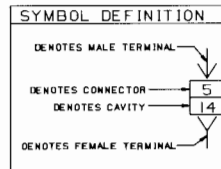
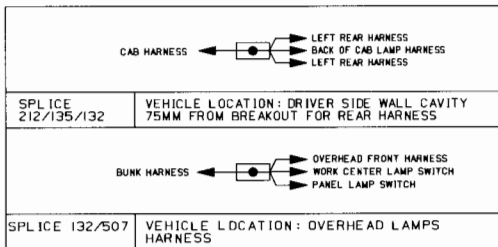


# Bunk Clock and Lamps - VN 770 Sleeper


EFFECTIVE DATE	DESCRIPTION

CONNECTOR AND SPLICE INFORMATION  
CONNECTORS VIEWED FROM CABLE ENTRY

 <p><b>CONNECTOR 1</b> MAIN CAB HARNESS TO BUNK HARNESS</p> <table border="1"> <thead> <tr> <th colspan="3">TABLE OF CONTENTS</th> </tr> <tr> <th>CAVITY</th> <th>CIRCUIT</th> <th>FUNCTION</th> </tr> </thead> <tbody> <tr> <td>A</td> <td>0</td> <td>GROUND</td> </tr> <tr> <td>B</td> <td>135</td> <td>12 VOLT SUPPLY</td> </tr> </tbody> </table>	TABLE OF CONTENTS			CAVITY	CIRCUIT	FUNCTION	A	0	GROUND	B	135	12 VOLT SUPPLY	 <p><b>CONNECTOR 7</b> BACK OF CAB LAMP HARNESS</p> <table border="1"> <thead> <tr> <th colspan="3">TABLE OF CONTENTS</th> </tr> <tr> <th>CAVITY</th> <th>CIRCUIT</th> <th>FUNCTION</th> </tr> </thead> <tbody> <tr> <td>A</td> <td>135-A</td> <td>12 VOLT SUPPLY</td> </tr> </tbody> </table>	TABLE OF CONTENTS			CAVITY	CIRCUIT	FUNCTION	A	135-A	12 VOLT SUPPLY						
TABLE OF CONTENTS																												
CAVITY	CIRCUIT	FUNCTION																										
A	0	GROUND																										
B	135	12 VOLT SUPPLY																										
TABLE OF CONTENTS																												
CAVITY	CIRCUIT	FUNCTION																										
A	135-A	12 VOLT SUPPLY																										
 <p><b>CONNECTOR 2</b> MAIN CAB HARNESS TO BUNK HARNESS</p> <table border="1"> <thead> <tr> <th colspan="3">TABLE OF CONTENTS</th> </tr> <tr> <th>CAVITY</th> <th>CIRCUIT</th> <th>FUNCTION</th> </tr> </thead> <tbody> <tr> <td>A</td> <td>218</td> <td>12 VOLT SUPPLY</td> </tr> </tbody> </table>	TABLE OF CONTENTS			CAVITY	CIRCUIT	FUNCTION	A	218	12 VOLT SUPPLY	 <p><b>CONNECTOR 8</b> PANEL LAMP SWITCH</p> <table border="1"> <thead> <tr> <th colspan="3">TABLE OF CONTENTS</th> </tr> <tr> <th>CAVITY</th> <th>CIRCUIT</th> <th>FUNCTION</th> </tr> </thead> <tbody> <tr> <td>1</td> <td>132B</td> <td>SWITCH TO LAMP</td> </tr> <tr> <td>3</td> <td>132</td> <td>12 VOLT SUPPLY</td> </tr> </tbody> </table>	TABLE OF CONTENTS			CAVITY	CIRCUIT	FUNCTION	1	132B	SWITCH TO LAMP	3	132	12 VOLT SUPPLY						
TABLE OF CONTENTS																												
CAVITY	CIRCUIT	FUNCTION																										
A	218	12 VOLT SUPPLY																										
TABLE OF CONTENTS																												
CAVITY	CIRCUIT	FUNCTION																										
1	132B	SWITCH TO LAMP																										
3	132	12 VOLT SUPPLY																										
 <p><b>CONNECTOR 3</b> BUNK HARNESS TO LEFT REAR HARNESS</p> <table border="1"> <thead> <tr> <th colspan="3">TABLE OF CONTENTS</th> </tr> <tr> <th>CAVITY</th> <th>CIRCUIT</th> <th>FUNCTION</th> </tr> </thead> <tbody> <tr> <td>A</td> <td>132</td> <td>12 VOLT SUPPLY</td> </tr> <tr> <td>B</td> <td>212</td> <td>12 VOLT SUPPLY</td> </tr> <tr> <td>C</td> <td>218</td> <td>12 VOLT SUPPLY</td> </tr> </tbody> </table>	TABLE OF CONTENTS			CAVITY	CIRCUIT	FUNCTION	A	132	12 VOLT SUPPLY	B	212	12 VOLT SUPPLY	C	218	12 VOLT SUPPLY	 <p><b>CONNECTOR 9</b> PANEL LAMP</p> <table border="1"> <thead> <tr> <th colspan="3">TABLE OF CONTENTS</th> </tr> <tr> <th>CAVITY</th> <th>CIRCUIT</th> <th>FUNCTION</th> </tr> </thead> <tbody> <tr> <td>A</td> <td>132B</td> <td>12 VOLT SUPPLY</td> </tr> <tr> <td>B</td> <td>OK/OK-F</td> <td>GROUND</td> </tr> </tbody> </table>	TABLE OF CONTENTS			CAVITY	CIRCUIT	FUNCTION	A	132B	12 VOLT SUPPLY	B	OK/OK-F	GROUND
TABLE OF CONTENTS																												
CAVITY	CIRCUIT	FUNCTION																										
A	132	12 VOLT SUPPLY																										
B	212	12 VOLT SUPPLY																										
C	218	12 VOLT SUPPLY																										
TABLE OF CONTENTS																												
CAVITY	CIRCUIT	FUNCTION																										
A	132B	12 VOLT SUPPLY																										
B	OK/OK-F	GROUND																										
 <p><b>CONNECTOR 4</b> BUNK CLOCK</p> <table border="1"> <thead> <tr> <th colspan="3">TABLE OF CONTENTS</th> </tr> <tr> <th>CAVITY</th> <th>CIRCUIT</th> <th>FUNCTION</th> </tr> </thead> <tbody> <tr> <td>1</td> <td>OK-F</td> <td>GROUND</td> </tr> <tr> <td>5</td> <td>212</td> <td>12 VOLT SUPPLY</td> </tr> <tr> <td>6</td> <td>218</td> <td>12 VOLT SUPPLY</td> </tr> </tbody> </table>	TABLE OF CONTENTS			CAVITY	CIRCUIT	FUNCTION	1	OK-F	GROUND	5	212	12 VOLT SUPPLY	6	218	12 VOLT SUPPLY	 <p><b>CONNECTOR 10</b> BUNK HARNESS</p> <table border="1"> <thead> <tr> <th colspan="3">TABLE OF CONTENTS</th> </tr> <tr> <th>CAVITY</th> <th>CIRCUIT</th> <th>FUNCTION</th> </tr> </thead> <tbody> <tr> <td>E</td> <td>OK</td> <td>GROUND</td> </tr> </tbody> </table>	TABLE OF CONTENTS			CAVITY	CIRCUIT	FUNCTION	E	OK	GROUND			
TABLE OF CONTENTS																												
CAVITY	CIRCUIT	FUNCTION																										
1	OK-F	GROUND																										
5	212	12 VOLT SUPPLY																										
6	218	12 VOLT SUPPLY																										
TABLE OF CONTENTS																												
CAVITY	CIRCUIT	FUNCTION																										
E	OK	GROUND																										
 <p><b>CONNECTOR 5</b> PASSENGER LUGGAGE COMPARTMENT LAMP</p> <table border="1"> <thead> <tr> <th colspan="3">TABLE OF CONTENTS</th> </tr> <tr> <th>CAVITY</th> <th>CIRCUIT</th> <th>FUNCTION</th> </tr> </thead> <tbody> <tr> <td>A</td> <td>135A</td> <td>12 VOLT SUPPLY</td> </tr> <tr> <td>C</td> <td>OK-A</td> <td>GROUND</td> </tr> </tbody> </table>	TABLE OF CONTENTS			CAVITY	CIRCUIT	FUNCTION	A	135A	12 VOLT SUPPLY	C	OK-A	GROUND	 <p><b>CONNECTOR 11</b> DOOR SWITCH CONNECTOR</p> <table border="1"> <thead> <tr> <th colspan="3">TABLE OF CONTENTS</th> </tr> <tr> <th>CAVITY</th> <th>CIRCUIT</th> <th>FUNCTION</th> </tr> </thead> <tbody> <tr> <td>OK-A</td> <td></td> <td>GROUND FEED</td> </tr> </tbody> </table>	TABLE OF CONTENTS			CAVITY	CIRCUIT	FUNCTION	OK-A		GROUND FEED						
TABLE OF CONTENTS																												
CAVITY	CIRCUIT	FUNCTION																										
A	135A	12 VOLT SUPPLY																										
C	OK-A	GROUND																										
TABLE OF CONTENTS																												
CAVITY	CIRCUIT	FUNCTION																										
OK-A		GROUND FEED																										
 <p><b>CONNECTOR 6</b> DRIVER LUGGAGE COMPARTMENT LAMP</p> <table border="1"> <thead> <tr> <th colspan="3">TABLE OF CONTENTS</th> </tr> <tr> <th>CAVITY</th> <th>CIRCUIT</th> <th>FUNCTION</th> </tr> </thead> <tbody> <tr> <td>A</td> <td>135B</td> <td>12 VOLT SUPPLY</td> </tr> <tr> <td>C</td> <td>OK-B</td> <td>GROUND</td> </tr> </tbody> </table>	TABLE OF CONTENTS			CAVITY	CIRCUIT	FUNCTION	A	135B	12 VOLT SUPPLY	C	OK-B	GROUND	 <p><b>CONNECTOR 12</b> DOOR SWITCH CONNECTOR</p> <table border="1"> <thead> <tr> <th colspan="3">TABLE OF CONTENTS</th> </tr> <tr> <th>CAVITY</th> <th>CIRCUIT</th> <th>FUNCTION</th> </tr> </thead> <tbody> <tr> <td>OK-B</td> <td></td> <td>GROUND FEED</td> </tr> </tbody> </table>	TABLE OF CONTENTS			CAVITY	CIRCUIT	FUNCTION	OK-B		GROUND FEED						
TABLE OF CONTENTS																												
CAVITY	CIRCUIT	FUNCTION																										
A	135B	12 VOLT SUPPLY																										
C	OK-B	GROUND																										
TABLE OF CONTENTS																												
CAVITY	CIRCUIT	FUNCTION																										
OK-B		GROUND FEED																										
 <p><b>CONNECTOR 13</b> SPLICE PACK 0</p> <table border="1"> <thead> <tr> <th colspan="3">TABLE OF CONTENTS</th> </tr> <tr> <th>CAVITY</th> <th>CIRCUIT</th> <th>FUNCTION</th> </tr> </thead> <tbody> <tr> <td>A</td> <td>0</td> <td>GROUND</td> </tr> <tr> <td>H</td> <td>OK</td> <td>GROUND</td> </tr> </tbody> </table>		TABLE OF CONTENTS			CAVITY	CIRCUIT	FUNCTION	A	0	GROUND	H	OK	GROUND															
TABLE OF CONTENTS																												
CAVITY	CIRCUIT	FUNCTION																										
A	0	GROUND																										
H	OK	GROUND																										



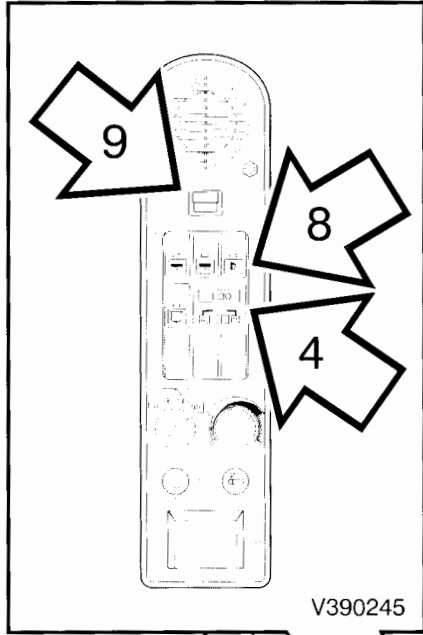
V990475



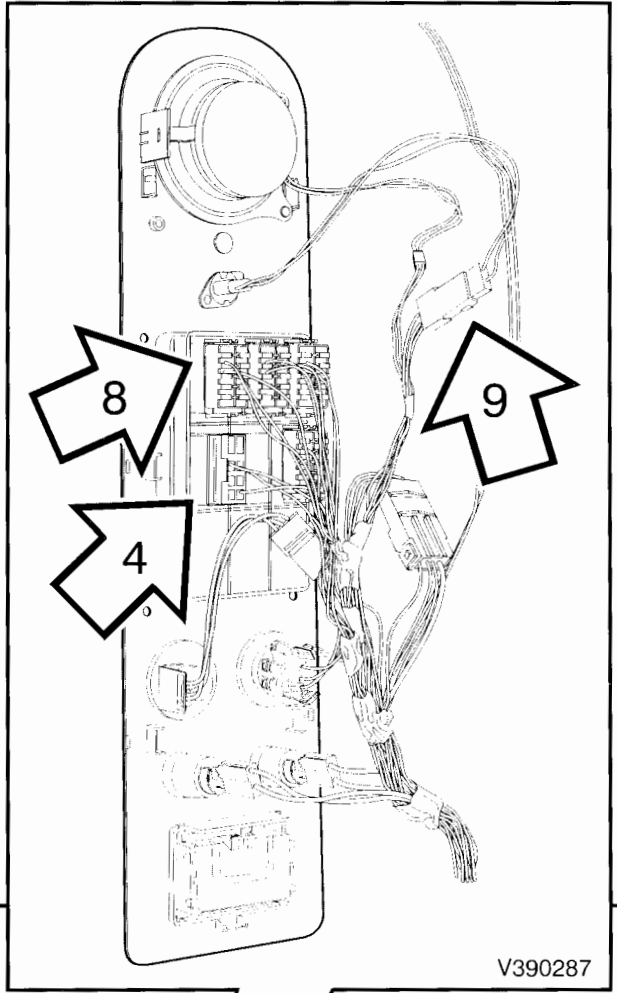
CHANGE HISTORY

DESCRIPTION

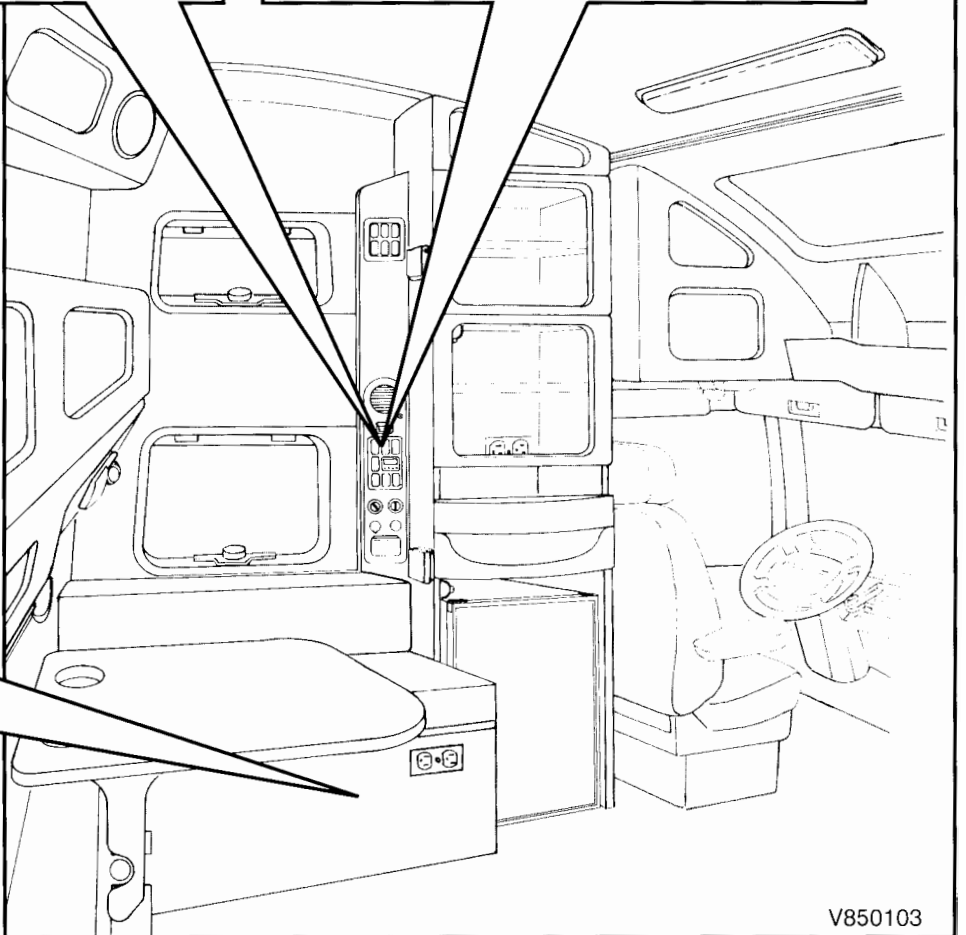
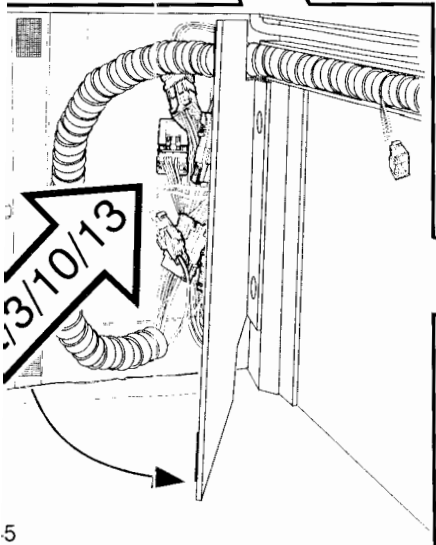
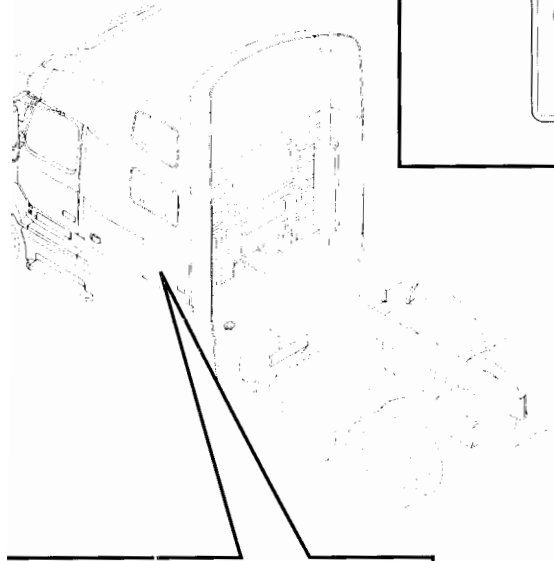
DESCRIPTION



V390245



V390287



V850103

