

Service Manual Trucks

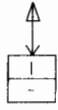
Group **37**

Electrical Schematic:
Battery Lifeguard

VNL

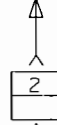
From Build Date 3.98

TO BATTERY LIFEGUARD
OPTION CONNECTOR
ON STARTING AND CHARGING
SCHEMATIC

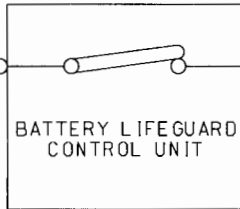


IP

TO BATTERY LIFEGUARD
OPTION CONNECTOR
ON STARTING AND CHARGING
SCHEMATIC



IPA



GROUND

RHS GROUND
STUD #17 INTERIOR SIDE

Battery Lifeguard - VNL

CONNECTOR AND SPLICE INFORMATION
CONNECTORS VIEWED FROM CABLE ENTRY



CONNECTOR 1
BATTERY LIFEQUARD OPTION CONNECTOR

TABLE OF CONTENTS

CAVITY	CIRCUIT	FUNCTION
-	IP	12 VOLT SUPPLY



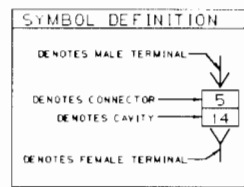
CONNECTOR 2
BATTERY LIFEQUARD OPTION CONNECTOR

TABLE OF CONTENTS

CAVITY	CIRCUIT	FUNCTION
-	IPA	12 VOLT SUPPLY

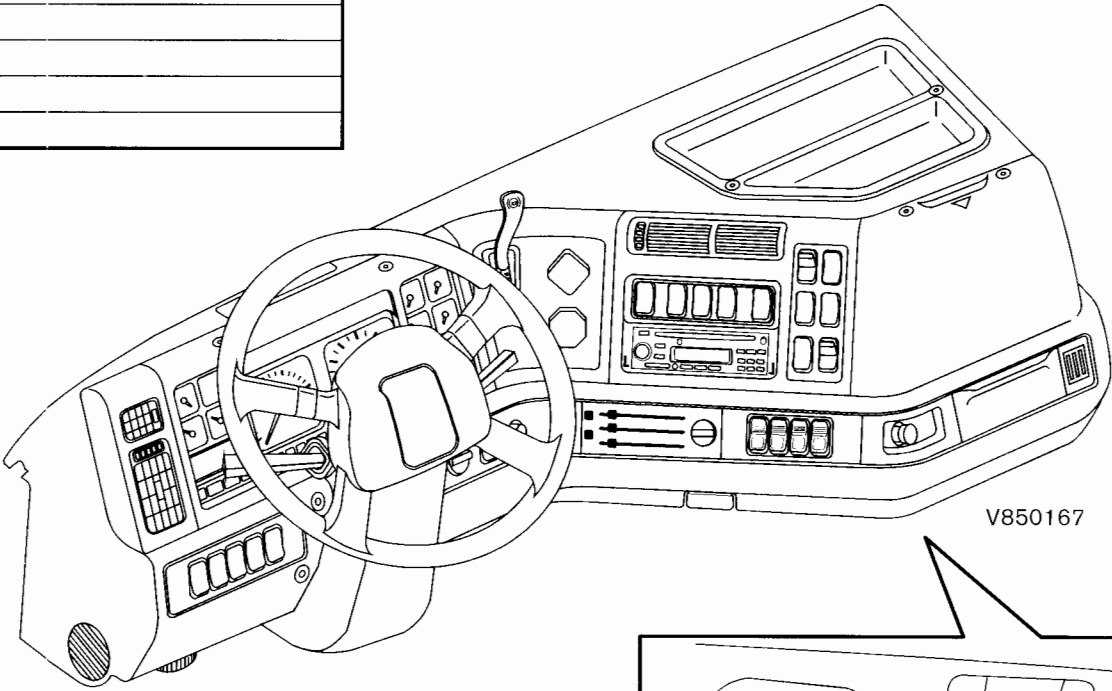
CHAN

EFFECTIVE DATE	DESCRIPTION

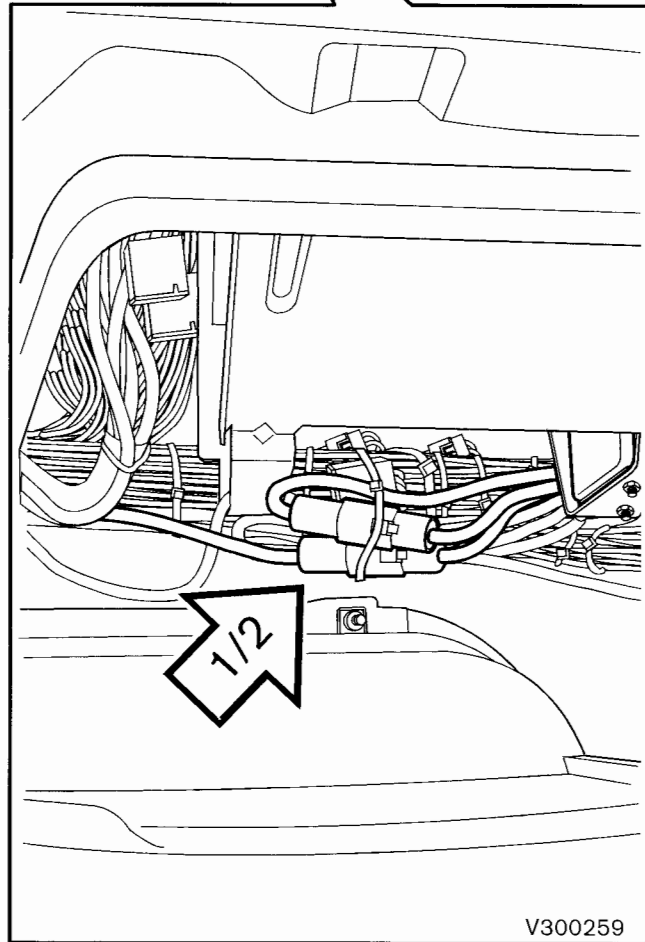


CHANGE HISTORY

DESCRIPTION



V850167



V300259